

This
'01~'02 ZG1200-B15/B16

This
Title

Kawasaki Motors Corp. U.S.A.



MICRO-

PARTS CATALOG

Engine No. Location
RH top crankcase below carburetor

Year & Model '01 ZG1200-B15
Color 1 KMM Luminous Vintage Red / Pearl Luster Beige (QI)
VIN No. Range JKAZG9B1-1B511901 ~
Engine No. Range ZGT20AE007201 ~

'02 ZG1200-B16
1 KMM Luminous Vintage Red / Metallic Phantom Silver
JKAZG9B1-2B513201 ~
ZGT20AE007201

This
'01~'02 ZG1200-B15/B16

This
Publications

Kawasaki Motors Corp., U.S.A.

Year & Model	Owner's Manual	A&P Manual		Service Manual		Microfiche
		General	Supplement	Base Manual	Supplement	
2001 ZG1200-B15	99920-1983-01	99931-1064-03	99931-1289-05	99924-1064-01	99924-1089-57	99961-0508
	99929-1379-01(Canada only)					
2002 ZG1200-B16	99987-1035	See above	See above	See above	See above	See above
	99929-1449(Canada only)					

PARTS LIST INFORMATION

This parts catalog lists parts and sub-assemblies provided as spare parts. When it becomes necessary to replace parts, always use KAWASAKI GENUINE PARTS. Strict inspection assures quality and performance of KAWASAKI GENUINE PARTS.

HOW TO ORDER PARTS

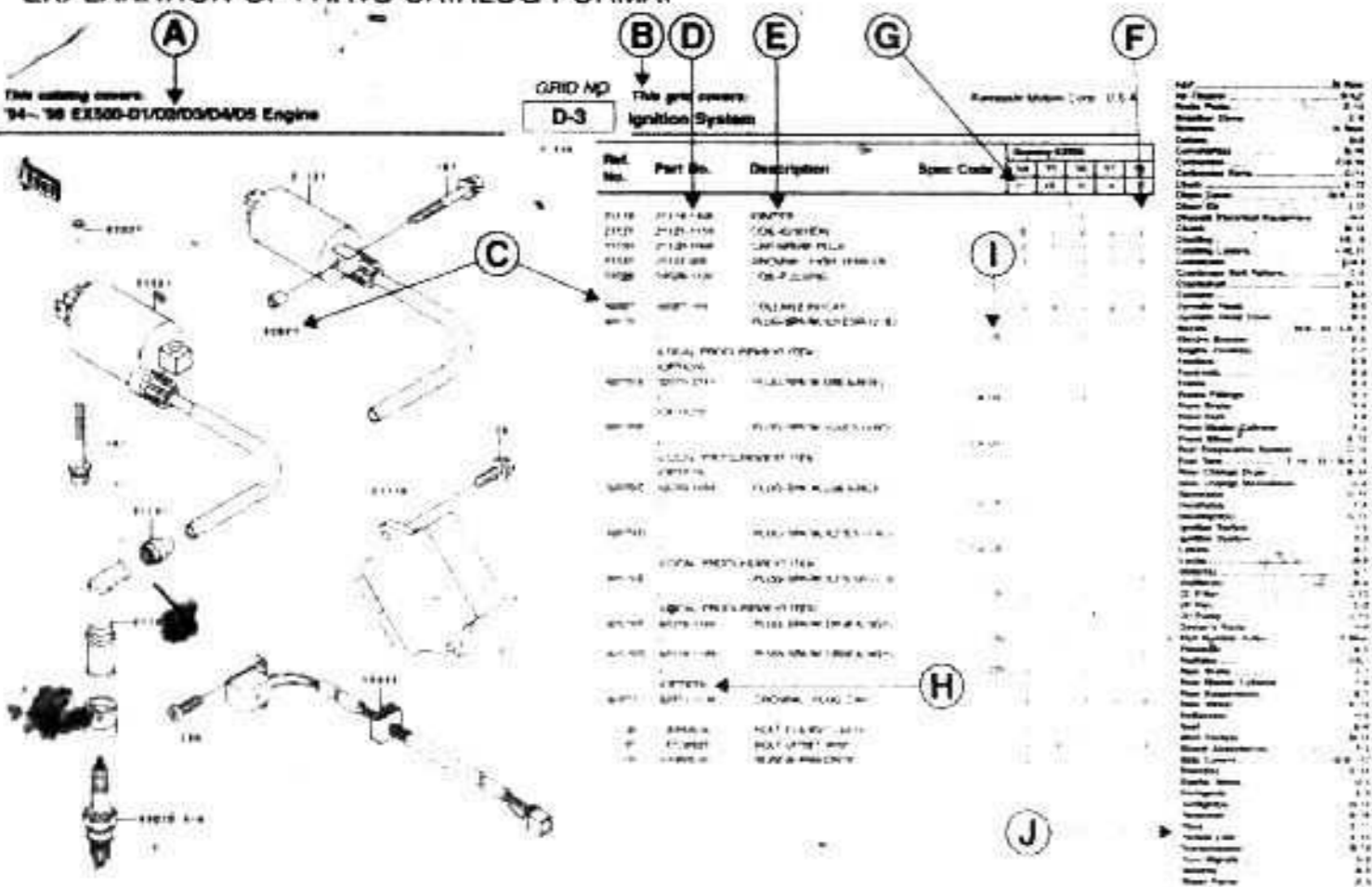
When ordering parts be sure to use the catalog for the correct model and year of the vehicle. Include the following items exactly as listed in this catalog on your parts order.

- Part Number
- Part Name
- Color Code
- Specify the color using both color code (which is part of the part number) and name when ordering painted parts.

Example: 51001-5074-8G TANK-COMP-FUEL, EBONY

Parts not shown disassembled in the illustrations of this parts catalog are not sold separately; only complete units or next higher assemblies illustrated, are supplied as spare parts.


EXPLANATION OF PARTS CATALOG FORMAT



- A. Year & Model Code**
This title describes the year(s) and model(s) contained in this catalog.
- B. Part Group Title**
A representative name for the group of parts illustrated on this page.
- C. Reference Number**
The reference number is listed on the illustration and parts list. It is the link between the illustration and the parts list.

D. Part Number

The number assigned to a part for the purchase of parts ordering



E. Description

Describes the main function of the part and includes data such as size, number of teeth, color, etc.

List of Abbreviations			
(+)	Plus	HEX	Hexagonal
(-)	Minus	ID=	Inside Diameter
&	And	KPH	Kilometers per Hour
2ND	Second	L	Link
3RD	Third	L=	Length
4TH	Fourth	L/	Less
AR	As Required	LH	Left Hand
ASSY	Assembly	LWR	Lower
CA	Cut Away	MM	Millimeter
CNT	Center	MPH	Miles per Hour
COMP	Complete	NA	Not Available
D	Degree	O/S	Oversize
FR	Front	OD=	Outside Diameter
G	Gram	PR	Ply Rating
		REF	Reference
		RH	Right Hand
		RPM	Revolutions per Minute
		RR	Rear
		STD	Standard
		T	Teeth
		T=	Thickness
		U/S	Undersize
		U/P	Upper
		V	Volt
		W	Watt
		W/	With
		WD	With Decal
		WOD	Without Decal

F. Quantity

Specifies how many of a part are required at the indicated position on the illustration.

G. Spec Code

Indicates which parts are used for a specific vehicle year and model.

H. Additional Information

- 1 (OPTION) Part is not installed as original equipment, but is available separately.
- 2 (RACING USE ONLY) Part is to be used for closed course racing only on this vehicle.
- 3 (OFF ROAD USE ONLY) Part is for off road use only on this vehicle.
- 4 (LOCAL PROCUREMENT ITEM) Part is obtainable from local source. No part number is listed.
- 5 Technical relationships between old part numbers and new part numbers are shown as follows:
INTERCHANGE - Old part or new part can be used.
SUBSTITUTE - New part replaces old part. Old part cannot be used in place of new part.
- 6 Mid-Year part number changes on a vehicle are noted by engine or frame number references.

(KZ400DE001181)	• Affected units from beginning of model year production up to and including this engine number.
(KZ400D-008111)	• Affected units are from this frame number to the end of model year production.
(KZ200DE000181)	(KZ200DE.018888) • Affected units are in this engine number range.

I. Specification Code

Identifies the vehicle market or country for which the part applies. If no code is listed, the part is used for all markets covered by this catalog.

Specification code	Specifications
CA	California (U.S.A.)
CN	Canada
US	49-State (U.S.A.)

J. Grid Index

The Grid Index is used to help find the next part on a grid without returning to the Pictorial Index.

EMISSION CONTROL INFORMATION (Street Legal Vehicles)

To protect the environment in which we all live, Kawasaki has incorporated crankcase emission (1) and exhaust emission (2) control systems in compliance with applicable regulations of the United States Environmental Protection Agency and California Air Resources Board. Additionally, Kawasaki has incorporated an evaporative emission control system (3) in compliance with applicable regulations of the California Air Resources Board on vehicles sold in California.

1. Crankcase Emission Control System

This system eliminates the release of crankcase vapors into the atmosphere. Instead, the vapors are routed through an oil separator to the intake side of the engine. While the engine is operating, the vapors are drawn into combustion chamber, where they are burned along with the fuel and air supplied by the carburetion or fuel injection system.

2. Exhaust Emission Control System

This system reduces the amount of pollutants discharged into the atmosphere by the exhaust of this motorcycle. The fuel, ignition, and exhaust systems of this motorcycle have been carefully designed and constructed to ensure an efficient engine with low exhaust pollutant levels. The exhaust systems of some model motorcycles include a catalytic converter system.

3. Evaporative Emission Control System

Vapors caused by fuel evaporation in the fuel system are not vented into the atmosphere. Instead, fuel vapors are routed into the running engine to be burned, or stored in a canister when the engine is stopped. Liquid fuel is caught by a vapor separator and returned to the fuel tank.

The Clean Air Act, which is the federal law covering motor vehicle pollution, contains what is commonly referred to as the Act's "tampering provisions."

"Sec. 203(a) The following acts and the causing thereof are prohibited:

(3)(A) for any person to remove or render inoperative any device or element of design installed on or in a motor vehicle engine in compliance with regulations under this title prior to its sale and delivery to the ultimate purchaser, or for any manufacturer or dealer knowingly to remove or render inoperative any such device or element of design after such sale and delivery to the ultimate purchaser.

(3)(B) for any person engaged in the business of repairing, servicing, selling, leasing, or trading motor vehicles or motor vehicle engines, or who operates a fleet of motor vehicles knowingly to remove or render inoperative any device or element of design installed on or in a motor vehicle or motor vehicle engine in compliance with regulations under this title following its sale and delivery to the ultimate purchaser.

NOTE

The phrase "remove or render inoperative any device or element of design" has been generally interpreted as follows:

1. Tampering does not include the temporary removal or rendering inoperative of devices or elements of design in order to perform maintenance.
2. Tampering could include:
 - a. Maladjustment of vehicle components such that the emission standards are exceeded.
 - b. Use of replacement parts or accessories which adversely affect the performance or durability of the motorcycle.
 - c. Addition of components or accessories that result in the vehicle exceeding the standards.
 - d. Permanently removing, disconnecting or rendering inoperative any component or element of design of the emission control systems.

Regarding these dealer responsibilities as they relate to this parts catalog, you will notice that certain items are identified as "OFF-ROAD USE ONLY" or "RACING USE ONLY." These items do not comply with emissions regulations issued by the United States Environmental Protection Agency or the California Air Resources Board and should not be used on any motorcycle which is intended to be used on the public roads.

Also, use only those items which are applicable to the motorcycle in question.

Examples:

1. Do not install oversize rear sprockets identified as "OFF-ROAD USE ONLY" in this parts catalog on dual-purpose models which are intended to be used on public roads.
2. Carburetor components (jets, throttle valves, etc.) should only be used on the applicable model(s) noted in this parts catalog.

WE RECOMMEND THAT ALL DEALERS OBSERVE THESE PROVISIONS OF FEDERAL LAW, THE VIOLATION OF WHICH IS PUNISHABLE BY CIVIL PENALTIES NOT EXCEEDING \$10,000 PER VIOLATION.

TAMPERING WITH NOISE CONTROL SYSTEM PROHIBITED

Federal law prohibits the following acts or the causing thereof: (1) the removal or rendering inoperative by any person other than for purposes of maintenance, repair, or replacement, of any device or element of design incorporated into any new vehicle for the purpose of noise control prior to its sale or delivery to the ultimate purchaser or while it is in use, or (2) the use of the vehicle after such device or element of design has been removed or rendered inoperative by any person.

Among those acts presumed to constitute tampering are the acts listed below:

- Replacement of the original exhaust system or muffler with a component not in compliance with federal regulations.
- Removal of the muffler(s) or any internal portion of the muffler(s).
- Removal of the air box or air box cover.
- Modification to the muffler(s) or air intake system by cutting, drilling, or other means if such modifications result in increased noise levels.



General Specifications

Engine	
Engine Type	4-stroke, 4-cylinder, DOHC, Liquid cooled, 16-Valve
Displacement	1196 cc
Bore x Stroke	78.0 x 62.6 mm
Compression Ratio	10.0:1
Carburetor	Keihin CVK30 (4) Constant velocity, Diaphragm-type
Ignition System	12 V Battery & Coil, Transistorized Breakerless
Ignition Advance	Electronic vacuum
Crankshaft Rotation	Clockwise from RH side
Cylinder Number Method	Left to Right: 1-2-3-4
Firing Interval/Order	180° / 1-2-4-3
Cylinder Material	Aluminum alloy with ferrous sleeves
Fuel	Min 91 Research/87 Avg. Oct. Unleaded OK
Coolant	50% distilled water /50% ethylene glycol base antifreeze
—Capacity	3.8 liter
—Level	Level with radiator filler neck.

Transmission

Clutch Type	* Wet, Multi-disc, Manual
Transmission	5-speed, Constant mesh, Return shift
Shift Pattern (Bottom up)	1-N-2-3-4-5 (w/Neutral Finder)
Gear Ratios	
—1st	2.73 (41/15)
—2nd	1.80 (36/20)
—3rd	1.33 (32/24)
—4th	1.04 (29/28)
—5th	0.84 (26/31)
Primary Ratio	1.71 (99/58)
Final Ratio	2.42 (15/22x32/9)
Overall Ratio (Top Gear)	3.47

Chassis

Wheelbase	1620 mm
Seat Height	755 mm
Ground Clearance	140 mm
Dry Weight	330 kg (US CN) 330.5 kg (CA)
Curb Weight	361 kg (US CN) 361.5 kg (CA)
Max Recom Load	175 kg
Fuel Tank Capacity	23.2 liter
Tire Size	
—Front	130/90-16 67H Tubeless
—Rear	150/90-15 74H Tubeless
Brake Type	
—Front	Dual Hydraulic Disc
—Rear	Single Hydraulic Disc
Brake Size	
—Front	246 mm Effective Diameter
—Rear	256 mm Effective Diameter
Wheel Travel	
—Front	140 mm
—Rear	100 mm

Model Identification

Year & Model	'01 ZG1200-B15:VOYAGER XII
Color	① Luminous Vintage Red/Pearl Luster Beige (O)②
VIN Range	JKAZG9B1 ✓1B511901 -
Engine No. Range	ZGT20AE007201 -
Engine No. Location	RH top crankcase, below carburetor

Tuning Specifications

Engine

Valve Clearance	
—Adjustment Method	Automatic lash adjusters (hydraulic)
Compression Pressure	203 psi
Spark Plug	NGK DPR8EA-9 or ND X24EPR-49
—Gap	8-9 mm
Ignition Timing	—Idle 10.0° BTDC ("F" mark) at 800 rpm
Pilot Screw	Sealed—not adjustable
Idle Speed	800 ± 50 rpm
Engine Oil	SE Class SAE 10W40, 10W50, 20W40, 20W50
—w/Filter Change	4.0 liter
—No Filter Change	3.5 liter
—Level	On center stand, wait 5 min, middle of window
—Pressure (Hot)	2.0-2.5 kg/cm ² at 4,000 rpm, 90°C

Chassis

Fork Oil	SAE 10W20
—Capacity	333.5-338.5 cc
Fork Air Pressure (Cold)	0.5 kg/cm ² , max 2.5 kg/cm ²
Rear Suspension Pressure	1.5 kg/cm ² , max 5.0 kg/cm ²
Tire Pressure (Cold)	
—Front	33 psi
—Rear	33 psi
—Rear	41 psi
Final Gear Case Oil	
—Above 5°C	API GL-5 SAE90
—Below 5°C	API GL-5 SAE80
—Capacity	0.21 liter
—Level	Mcy vertical, to bottom of filler cap hole

General Specifications

Engine	
Engine Type	4-stroke, 4-cylinder, DOHC, Liquid cooled, 16-Valve
Displacement	1196 cc
Bore x Stroke	78.0 x 62.6 mm
Compression Ratio	10.0:1
Carburetor	Keihin CVK30 (4) Constant velocity, Diaphragm-type
Ignition System	12 V Battery & Coil, Transistorized Breakerless
Ignition Advance	Electronic vacuum
Crankshaft Rotation	Clockwise from RH side
Cylinder Number Method	Left to Right: 1-2-3-4
Firing Interval/Order	180° / 1-2-4-3
Cylinder Material	Aluminum alloy with ferrous sleeves
Fuel	Min 91 Research/87 Avg. Oct. Unleaded OK
Coolant	50% distilled water / 50% ethylene glycol base antifreeze.
—Capacity	3.8 liter
—Level	Level with radiator filler neck.

Transmission

Clutch Type	Wet, Multi-disc, Manual
Transmission	5-speed, Constant mesh, Return shift
Shift Pattern (Bottom Up)	1-N-2-3-4-5 (w/Neutral finder)
Gear Ratios —1st	2.73 (41/15)
—2nd	1.80 (36/20)
—3rd	1.33 (32/24)
—4th	1.04 (29/28)
—5th	0.84 (26/31)
Primary Ratio	1.71 (99/58)
Final Ratio	2.42 (15/22x32/9)
Overall Ratio (Top Gear)	3.47

Chassis

Wheelbase	1620 mm
Seat Height	755 mm
Ground Clearance	140 mm
Dry Weight	330 kg (US CN) 330.5 kg (CA)
Curb Weight	361 kg (US CN) 361.5 kg (CA)
Max Recom Load	175 kg
Fuel Tank Capacity	23.2 liter
Tire Size —Front	130/90-16 67H Tubeless
—Rear	150/90-15 74H Tubeless
Brake Type —Front	Dual Hydraulic Disc
—Rear	Single Hydraulic Disc
Brake Size —Front	246 mm Effective Diameter
—Rear	256 mm Effective Diameter
Wheel Travel—Front	140 mm
—Rear	100 mm

Model Identification

Year & Model	'02 ZG1200-B16:VOYAGER XII
Color	① KMM Luminous Vintage Red/Metallic Phantom Silver
VIN Range	JKAZG9B1 ✓2B513201 -
Engine No. Range	ZGT20AE007201 -
Engine No. Location	RH top crankcase, below carburetor

Tuning Specifications

Engine

Valve Clearance	Automatic lash adjusters (hydraulic)
—Adjustment Method	Automatic lash adjusters (hydraulic)
Compression Pressure	203 psi
Spark Plug	NGK DPR8EA-9 or ND X24EPR-49
—Gap	.8-.9 mm
Ignition Timing —Idle	10.0° BTDC ("F" mark) at 800 rpm
Pilot Screw	Sealed—not adjustable
Idle Speed	800 ±50 rpm
Engine Oil	SE Class SAE 10W40, 10W50, 20W40, 20W50
—w/Filter Change	4.0 liter
—No Filter Change	3.5 liter
—Level	On center stand, wait 5 min, middle of window
—Pressure (Hot)	2.0-2.5 kg/cm ² at 4,000 rpm, 90°C

Chassis

Fork Oil	SAE 10W20
—Capacity	333.5-338.5 cc
Fork Air Pressure (Cold)	0.5 kg/cm ² , max 2.5 kg/cm ²
Rear Suspension Pressure	1.5 kg/cm ² , max 5.0 kg/cm ²
Tire Pressure (Cold)	
—Front	33 psi
—Rear	33 psi
—Rear	41 psi
Final Gear Case Oil	
—Above 5°C	API GL-5 SAE90
—Below 5°C	API GL-5 SAE80
—Capacity	0.21 liter
—Level	Mcy vertical, to bottom of filler cap hole

This catalog covers:
'01~'02 ZG1200-B15/B16

'01 ZG1200-B15

Color: KMM.Luminous Vintage Red / Pearl Luster Beige (QI)				
Part No.	Description	Spec.Code		
		CA	CN	US
11012-1492-2T	CAP,DUMMY TANK,L.V.RED	0	0	0
13101-1156-7J	GEAR-ASSY,M.SILVER	0	0	0
14024-1293-2T	COVER,RADIATOR,L.V.RED	0	0	0
14024-1680-P5	COVER,TAIL ACCESSORY,L.V.RED	0	0	0
16146-1063-P5	COVER-ASSY,SIDE BAG,LH,L.V.RED	0	0	0
16146-1064-P5	COVER-ASSY,SIDE BAG,RH,L.V.RED	0	0	0
16146-1085-P5	COVER-ASSY,TRUNK,L.V.RED	0	0	0
16146-5068-QI	COVER-ASSY,DUMMY TANK,RED/BEIG	0	0	0
16160-5034-SI	BODY,TRUNK,RED/BEIGE	0	0	0
16160-5035-SI	BODY,SIDE BAG,LH,RED/BEIGE	0	0	0
16160-5036-SI	BODY,SIDE BAG,RH,RED/BEIGE	0	0	0
21185-1057-P5	SPEAKER,RR,LH,L.V.RED	0	0	0
21185-1058-P5	SPEAKER,RR,RH,L.V.RED	0	0	0
23025-1303-P5	LAMP-TAIL,L.V.RED	0	0	0
27004-1057-8Z	SWITCH-ASSY,CRUISE CONTROL,BLK	0	0	0
32099-1091-PP	CASE,REAR AUDIO CONTROL,GRAY	0	0	0
35004-1180-2T	FENDER-FRONT,L.V.RED	0	0	0
35019-1201-2T	FLAP,UPP,LH,L.V.RED	0	0	0
35019-1202-2T	FLAP,UPP,RH,L.V.RED	0	0	0
35019-1203-2T	FLAP,LWR,LH,L.V.RED	0	0	0
35019-1204-2T	FLAP,LWR,RH,L.V.RED	0	0	0
35023-1149-2T	FENDER-REAR,RR,L.V.RED	0	0	0
36001-1322-2T	COVER-SIDE,LH,L.V.RED	0	0	0
36001-1323-2T	COVER-SIDE,RH,L.V.RED	0	0	0
39156-1401-PP	PAD,SEAT,GRAY 10	0	0	0
41073-1552-V8	WHEEL-ASSY,FR,GRAY NO.1	0	0	0
41073-1553-V8	WHEEL-ASSY,RR,GRAY NO.1	0	0	0
43034-1168-GN	HOLDER-BRAKE,REAR CALIPER,SIL	0	0	0
43041-1472-GN	CALIPER-ASSY,FR,LH,SILVER	0	0	0
43041-1615-GN	CALIPER-ASSY,FR,RH,SILVER	0	0	0

This grid covers:
Color Combination Parts List

Kawasaki Motors Corp. U.S.A.

'01 ZG1200-B15

Color: KMM.Luminous Vintage Red / Pearl Luster Beige (QI)				
Part No.	Description	Spec.Code		
		CA	CN	US
43041-1758-GN	CALIPER-ASSY,RR,SILVER	0	0	0
53001-1743-PP	SEAT-ASSY,FR,GRAY 10	0	0	0
53001-1744-PP	SEAT-ASSY,RR,GRAY 10	0	0	0
53003-1291-PP	LEATHER,FRONT SEAT,GRAY 10	0	0	0
53003-1292-PP	LEATHER,REAR SEAT,GRAY 10	0	0	0
53044-1138-2T	TRIM,DUMMY TANK,LH,L.V.RED	0	0	0
53044-1139-2T	TRIM,DUMMY TANK,RH,L.V.RED	0	0	0
55022-1054-2T	COVER-HEAD LAMP,L.V.RED	0	0	0
55028-1106-2T	COWLING,LWR,LH,L.V.RED	0	0	0
55028-1107-2T	COWLING,LWR,RH,L.V.RED	0	0	0
55028-1169-2T	COWLING,LWR,L.V.RED	0	0	0
55050-5408-RI	COWLING,UPP,LH,RED/BEIGE/BLACK	0	0	0
55050-5409-RI	COWLING,UPP,RH,RED/BEIGE/BLACK	0	0	0
92066-1006-7J	PLUG,OIL FILLER CAP,M.SILVER	0	0	0

0 : Applicable - : Not applicable

0 : Applicable - : Not applicable

This catalog covers:
'01~'02 ZG1200-B15/B16

'02 ZG1200-B16

Color: KMM.Luminous Vintage Red / Metallic Phantom Silver (358)				
Part No.	Description	Spec.Code		
		CA	CN	US
11012-1492-2T	CAP,DUMMY TANK,L.V.RED	0	0	0
13101-1156-7J	GEAR-ASSY,M.SILVER	0	0	0
14024-1293-2T	COVER,RADIATOR,L.V.RED	0	0	0
14024-1680-P5	COVER,TAIL ACCESSORY,L.V.RED	0	0	0
16146-1063-P5	COVER-ASSY,SIDE BAG,LH,L.V.RED	0	0	0
16146-1064-P5	COVER-ASSY,SIDE BAG,RH,L.V.RED	0	0	0
16146-1085-P5	COVER-ASSY,TRUNK,L.V.RED	0	0	0
16146-5080-356	COVER-ASSY,DUMMY TANK,RED/SIL	0	0	0
16160-5037-216	BODY,TRUNK,RED/SILVER	0	0	0
16160-5038-216	BODY,SIDE BAG,LH,RED/SILVER	0	0	0
16160-5039-216	BODY,SIDE BAG,RH,RED/SILVER	0	0	0
21185-1057-P5	SPEAKER,RR,LH,L.V.RED	0	0	0
21185-1058-P5	SPEAKER,RR,RH,L.V.RED	0	0	0
23025-1303-P5	LAMP-TAIL,L.V.RED	0	0	0
27004-1057-6Z	SWITCH-ASSY,CRUISE CONTROL,BLK	0	0	0
32099-1091-PP	CASE,REAR AUDIO CONTROL,GRAY	0	0	0
35004-1180-2T	FENDER-FRONT,L.V.RED	0	0	0
35019-1201-2T	FLAP,UPP,LH,L.V.RED	0	0	0
35019-1202-2T	FLAP,UPP,RH,L.V.RED	0	0	0
35019-1203-2T	FLAP,LWR,LH,L.V.RED	0	0	0
35019-1204-2T	FLAP,LWR,RH,L.V.RED	0	0	0
35023-1149-2T	FENDER-REAR,RR,L.V.RED	0	0	0
36001-1322-2T	COVER-SIDE,LH,L.V.RED	0	0	0
36001-1323-2T	COVER-SIDE,RH,L.V.RED	0	0	0
39156-1401-PP	PAD,SEAT,GRAY 10	0	0	0
41073-1552-V8	WHEEL-ASSY,FR,GRAY NO.1	0	0	0
41073-1553-V8	WHEEL-ASSY,RR,GRAY NO.1	0	0	0
43034-1168-GN	HOLDER-BRAKE,REAR CALIPER,SIL	0	0	0
43041-1472-GN	CALIPER-ASSY,FR,LH,SILVER	0	0	0
43041-1615-GN	CALIPER-ASSY,FR,RH,SILVER	0	0	0

0 : Applicable - : Not applicable

This grid covers:
Color Combination Parts List

Kawasaki Motors Corp. U.S.A.

'02 ZG1200-B16

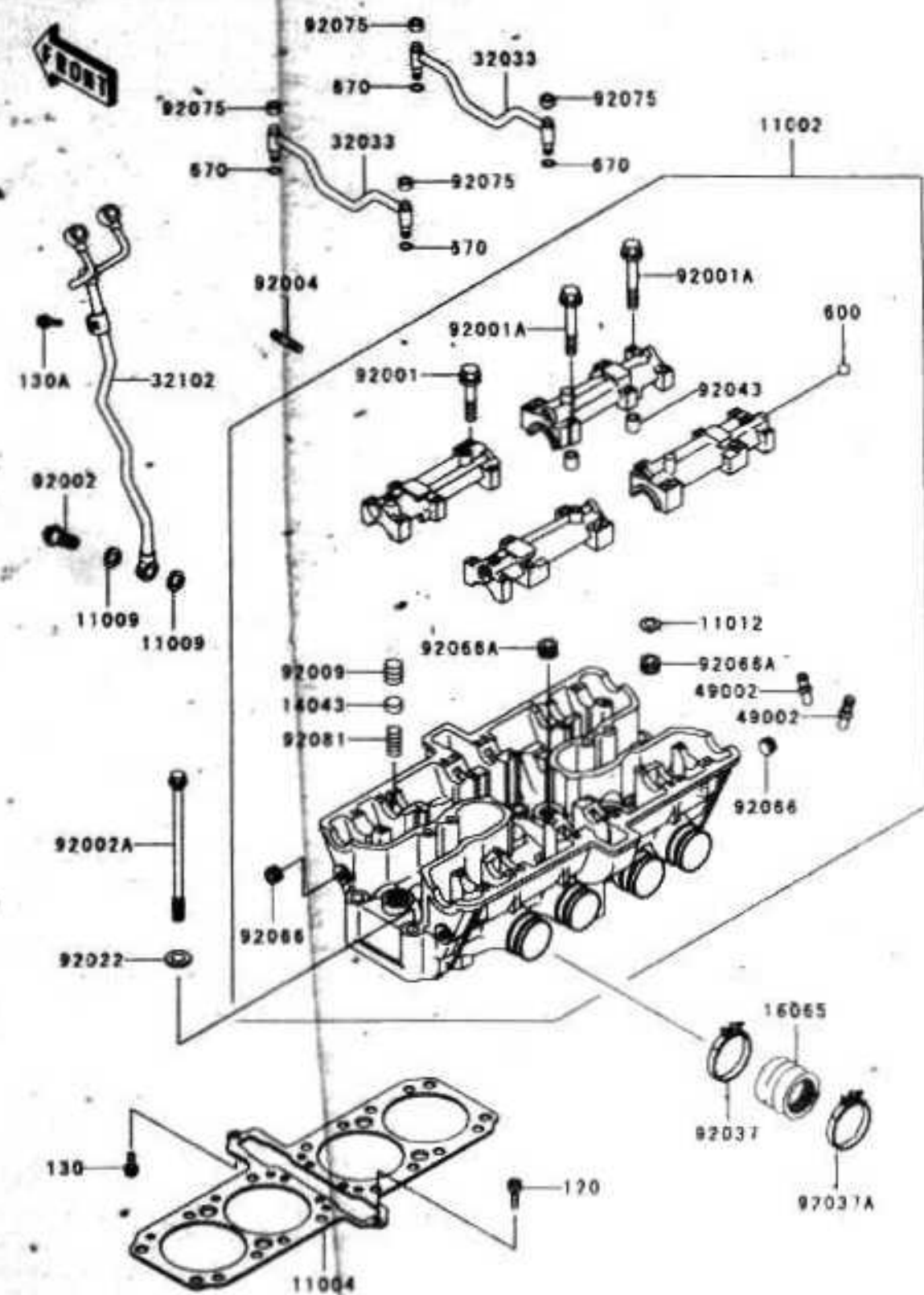
Color: KMM.Luminous Vintage Red / Metallic Phantom Silver (358)				
Part No.	Description	Spec.Code		
		CA	CN	US
43041-1758-GN	CALIPER-ASSY,RR,SILVER	0	0	0
53001-1743-PP	SEAT-ASSY,FR,GRAY 10	0	0	0
53001-1744-PP	SEAT-ASSY,RR,GRAY 10	0	0	0
53003-1291-PP	LEATHER,FRONT SEAT,GRAY 10	0	0	0
53003-1292-PP	LEATHER,REAR SEAT,GRAY 10	0	0	0
53044-1138-2T	TRIM,DUMMY TANK,LH,L.V.RED	0	0	0
53044-1139-2T	TRIM,DUMMY TANK,RH,L.V.RED	0	0	0
55022-1054-2T	COVER-HEAD LAMP,L.V.RED	0	0	0
55028-1106-2T	COWLING,LWR,LH,L.V.RED	0	0	0
55028-1107-2T	COWLING,LWR,RH,L.V.RED	0	0	0
55028-1169-2T	COWLING,LWR,L.V.RED	0	0	0
55051-5106-357	COWLING,UPP,LH,RED/SILVER/BLK	0	0	0
55051-5107-357	COWLING,UPP,RH,RED/SILVER/BLK	0	0	0
92066-1006-7J	PLUG,OIL FILLER CAP,M.SILVER	0	0	0

0 : Applicable - : Not applicable

This catalog covers:
'01~'02 ZG1200-B15/B16 Engine

This grid covers:
Cylinder Head

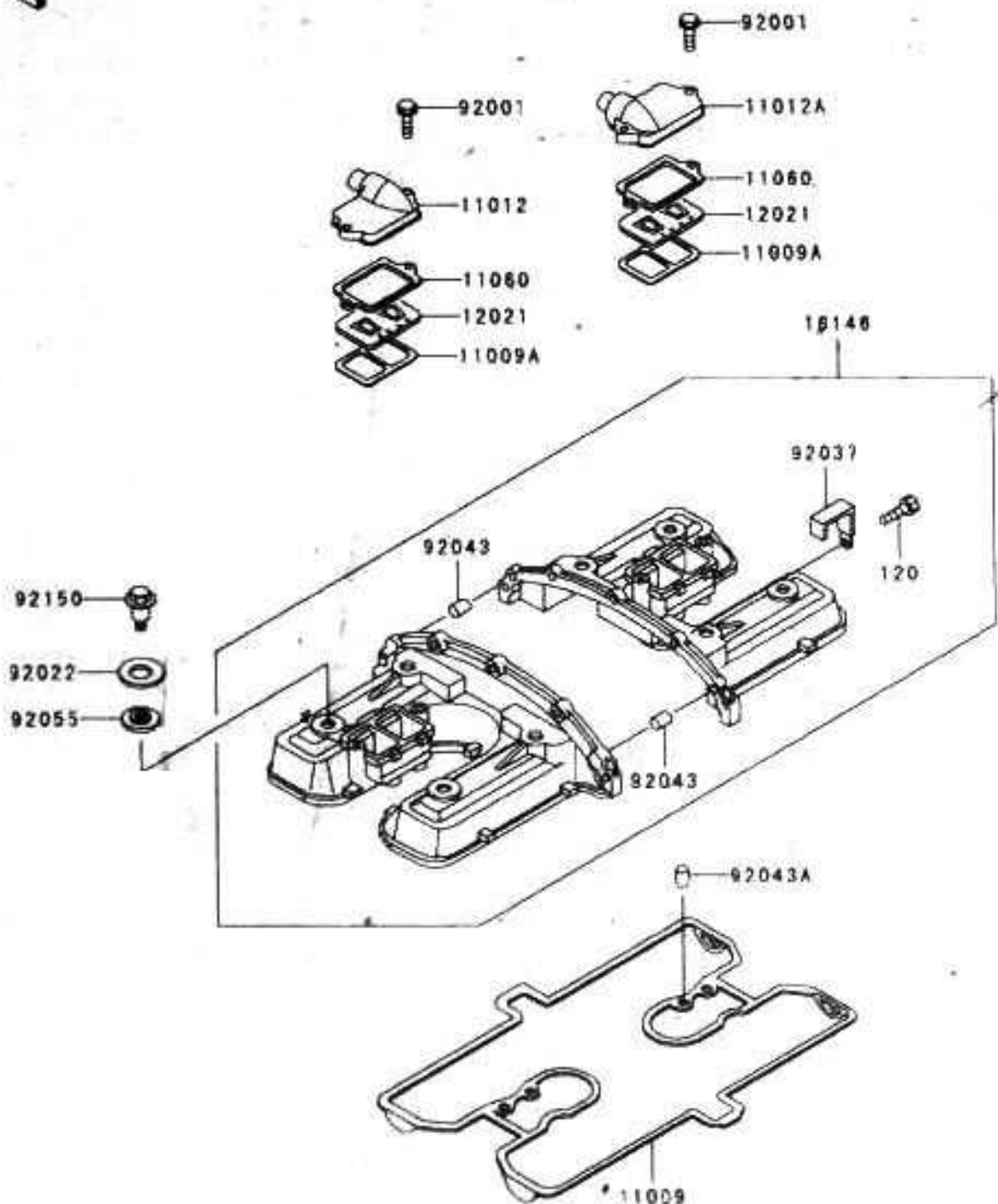
Kawasaki Motors Corp. U.S.A.



E1111

Ref. No.	Part No.	Description	Spec Code	Quantity-ZG1200			
				'01	'02		
				B15	B16		
11002	11002-1239	HEAD-ASSY-CYLINDER		1	1		
11004	11004-1146	GASKET-HEAD		1	1		
11009	11009-1376	GASKET,12.4X17X1.5		6	6		
11012	11012-1493	CAPPLUG		2	2		
14043	14043-1056	FILTER OIL		4	4		
16065	16065-1140	HOLDER-CARBURETOR		4	4		
32033	32033-1939	PIPE,OIL		2	2		
32102	32102-1331	PIPE,OIL		1	1		
49002	49002-1052	GUIDE-VALVE		16	16		
92001	92001-1105	BOLT FLANGED 6X38		16	16		
92001A	92001-1872	BOLT,6X46		8	8		
92002	92002-1655	BOLT,BANJO,12X27		3	3		
92002A	92002-1660	BOLT,11X164		12	12		
92004	92004-1110	STUD,8X28		8	8		
92009	92009-1410	SCREW		4	4		
92022	92022-1768	WASHER,11.5X20.5X1.6		12	12		
92037	92037-1523	CLAMP		4	4		
92037A	92037-1843	CLAMP		4	4		
92043	92043-1263	PIN,6.2X8X14		8	8		
92066	92066-1227	PLUG,PT1/8X7		4	4		
92066A	92066-1253	PLUG,PT1/2X12.5		4	4		
92075	92075-1802	DAMPER,OIL PIPE		4	4		
92081	92081-1943	SPRING		4	4		
120	120F0830	BOLT-SOCKET 8X30		1	1		
130	130G0830	BOLT-FLANGED,8X30		1	1		
130A	130N0610	BOLT-FLANGED,6X10		1	1		
600	600A0800	BALL-STEEL 1/4"		8	8		
670	670D1506	O RING,6MM		4	4		

This catalog covers:
'01~'02 ZG1200-B15/B16 Engine



E1112

This grid covers:
Cylinder Head Cover

Kawasaki Motors Corp., U.S.A.

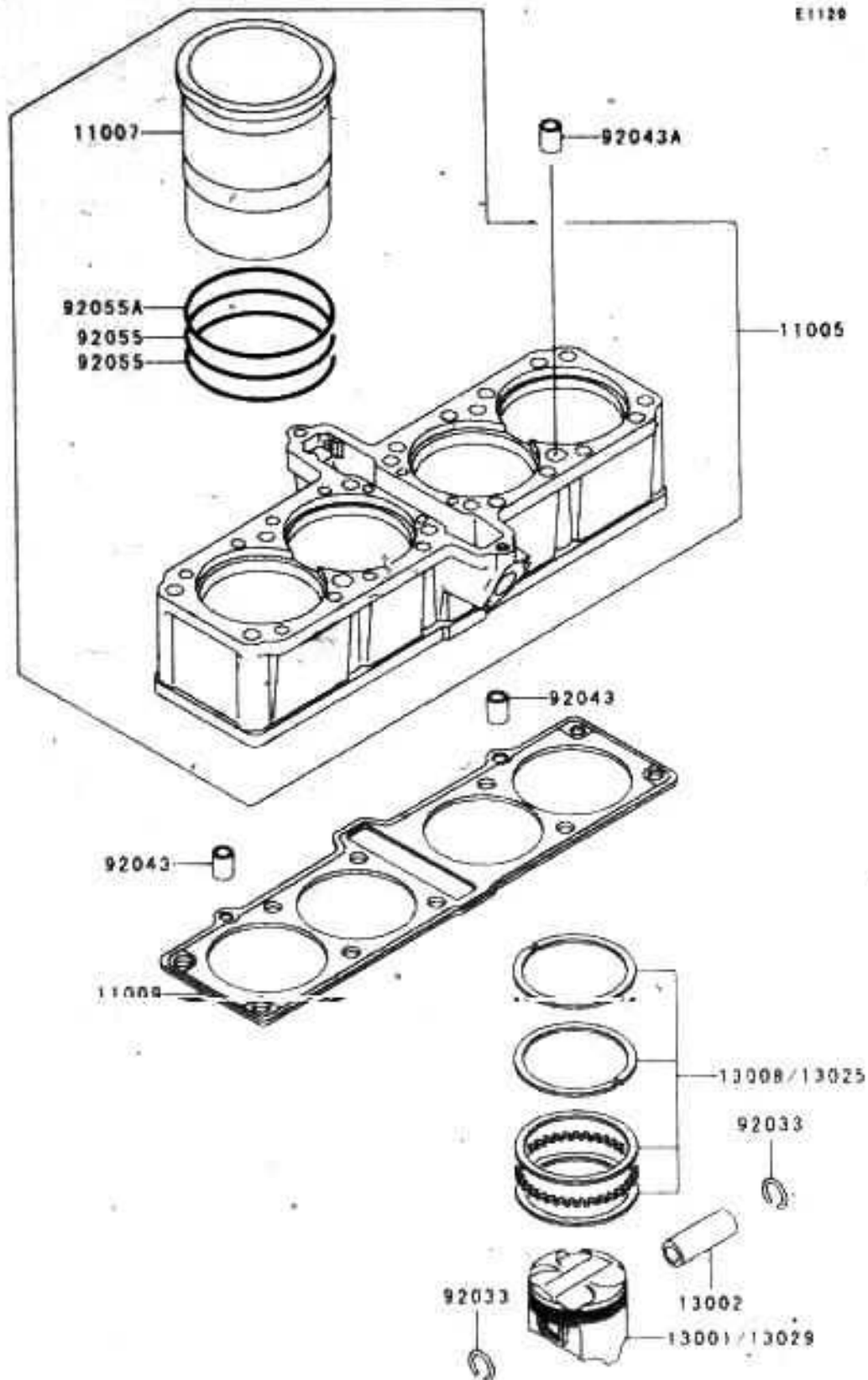
Ref. No.	Part No.	Description	Spec Code	Quantity-ZG1200			
				'01	'02		
				B15	B16		
11009	11009-1559	GASKET,CYLINDER HEAD COVER		1	1		
11009A	11009-1857	GASKET REED VALVE		2	2		
11012	11012-1487	CAP REED VALVE,LH		1	1		
11012A	11012-1488	CAP REED VALVE,RH		1	1		
11060	11060-1096	GASKET REED VALVE		2	2		
12021	12021-1053	VALVE ASSY REED		2	2		
16146	16146-1089	COVER ASSY,CYLINDER HEAD		1	1		
92001	92001-1352	BOLT,FLANGED 6X22		4	4		
92022	92022-1637	WASHER HEAD COVER BOLT		8	8		
92037	92037-1764	CLAMP		1	1		
92043	92043-1252	PIN 4 2X6X12		2	2		
92043A	92043-1263	PIN 6 2X8X14		4	4		
92055	92055-1225	RING O HEAD COVER BOLT		8	8		
92150	92150-1447	BOLT HEAD COVER		8	8		
120	120P0625	BOLT SOCKET 6X25		5	5		

This catalog covers:
'01~'02 ZG1200-B15/B16 Engine

Kawasaki Motors Corp., U.S.A.

This grid covers:
Cylinder/Piston(s)

FRONT



E1129

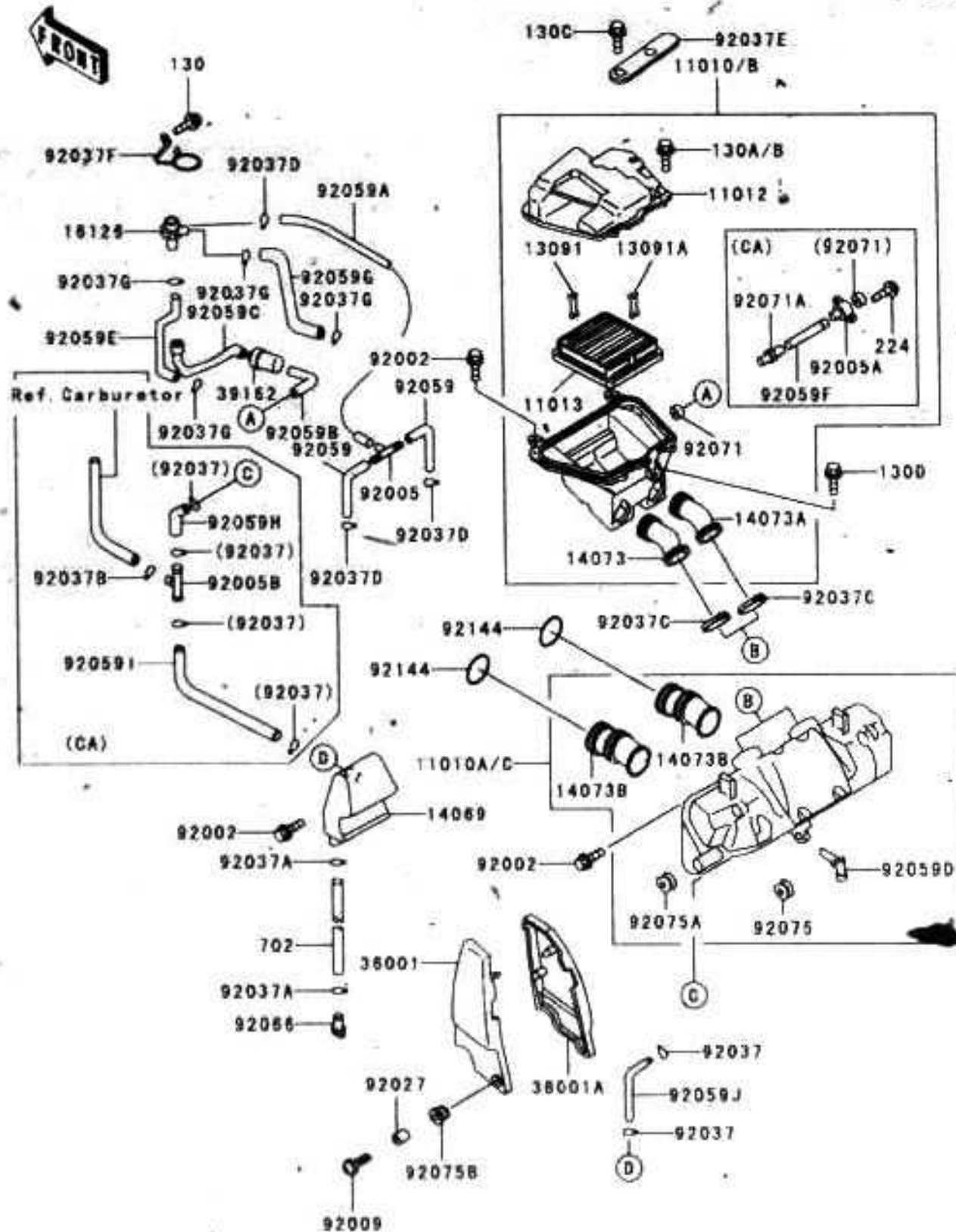
Ref. No.	Part No.	Description	Spec Code	Quantity-ZG1200			
				'01	'02		
				B15	B16		
11005	11005-1537	CYLINDER-ENGINE		1	1		
11007	11007-1084	LINER-CYLINDER		4	4		
11009	11009-1554	GASKET,CYLINDER BASE		1	1		
13001	13001-1222	PISTON-ENGINE,STD		4	4		
13002	13002-1060	PIN-PISTON		4	4		
13008	13008-1071	RING-SET-PISTON,STD		4	4		
13025	13025-1070	RING-SET-PISTON L O/S 0.50		4	4		
13029	13029-1143	PISTON-ENGINE L O/S 0.50		4	4		
92033	92033-1207	RING-SNAP		8	8		
92043	92043-1264	PIN 8 2X10X14		2	2		
92043A	92043-1279	PIN 11 5X14X14		2	2		
92055	92055-1323	RING-O 84 4X2 4		8	8		
92055A	92055-1331	RING-O 82 5X2		4	4		

This catalog covers:
'01~'02 ZG1200-B15/B16 Engine

This grid covers:
Air Cleaner(1/2)

Kawasaki Motors Corp., U.S.A.

E1130

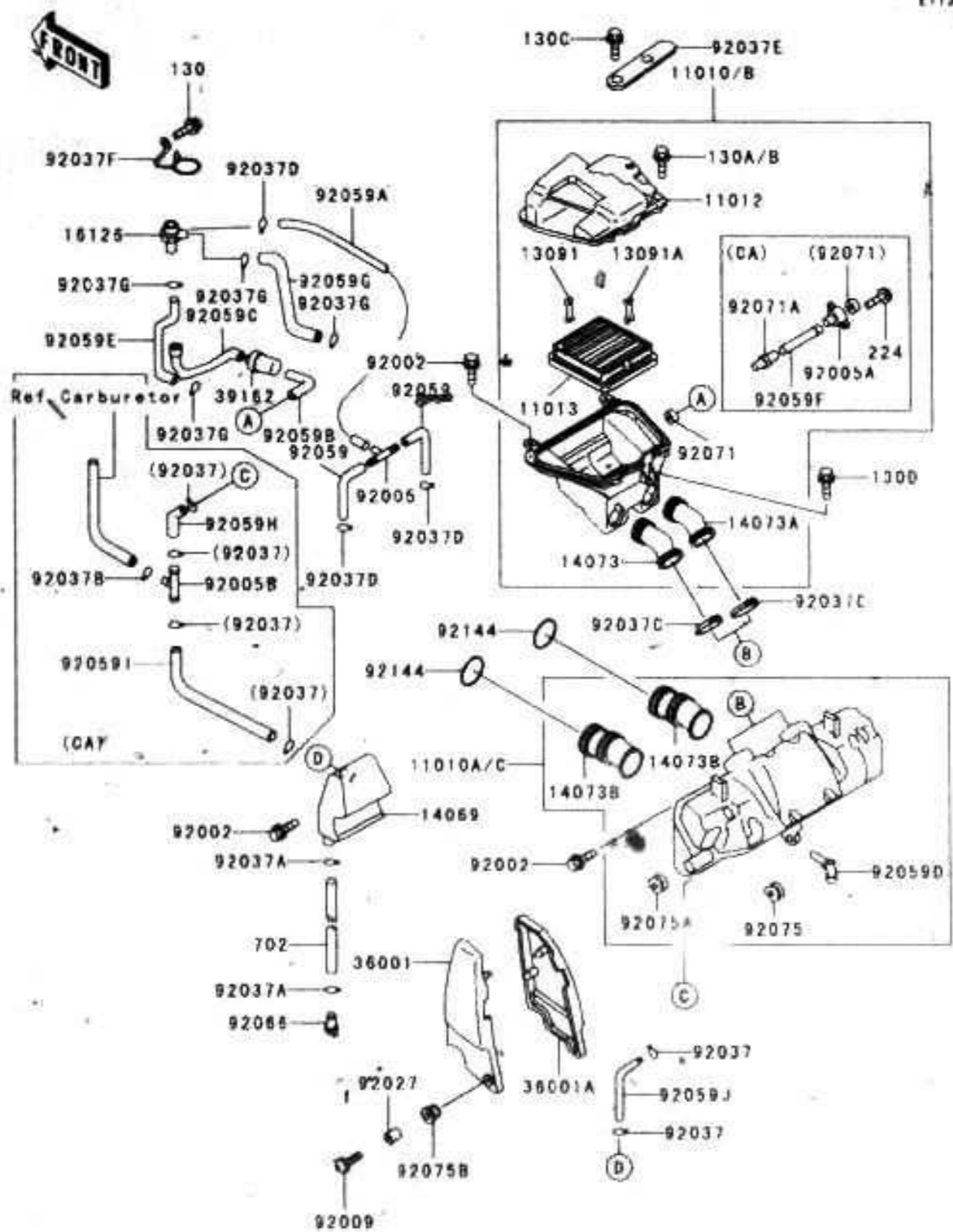


Ref. No.	Part No.	Description	Spec Code	Quantity-ZG1200			
				'01	'02		
				B15	B16		
11010	11010-1273	FILTER-ASSY-AIR,UPP					
	L		CN,US		1		
11010A	11010-1274	FILTER-ASSY-AIR,LWR					
	L		CN,US	1	1		
11010B	11010-1297	FILTER-ASSY-AIR,UPP					
	L		CA	1	1		
11010C	11010-1314	FILTER-ASSY-AIR,LWR					
	L		CA	1	1		
11012	11012-1490	CAP,AIR FILTER					
				1	1		
11013	11013-1137	ELEMENT-AIR FILTER					
				1	1		
13091	13091-1420	HOLDER FR					
				1	1		
13091A	13091-1432	HOLDER RR					
				1	1		
14069	14069-1053	BREATHER TANK					
				1	1		
14073	14073-1241	DUCT LH					
				1	1		
14073A	14073-1242	DUCT RH					
				1	1		
14073B	14073-1255	DUCT,CARBURETOR					
				4	4		
16126	16126-1005	VALVE AIR SWITCH					
				1	1		
36001	36001-1334	COVER-SIDE AIR FILTER,LH					
				1	1		
36001A	36001-1335	COVER-SIDE AIR FILTER,RH					
				1	1		
39162	39162-1003	SILENCER-INTAKE					
				1	1		
92002	92002-1168	BOLT 6X16					
				5	5		
92005	92005-1017	FITTING TUBE T-TYPE					
				1	1		
92005A	92005-1139	FITTING					
	L		CA	1	1		
92005B	92005-1149	FITTING					
	L		CA	1	1		
92009	92009-1441	SCREW,6X22					
				2	2		
92027	92027-1450	COLLAR,L=13.1 BLACK					
				2	2		
92037	92037-1104	CLAMP HOSE					
	L		CN,US	2	2		
	L		CA	4	4		
92037A	92037-147	CLAMP TUBE					
				2	2		
92037B	92037-1482	CLAMP TUBE					
	L		CA	1	1		
92037C	92037-1554	CLAMP					
				2	2		
92037D	92037-1610	CLAMP					
				3	3		
92037E	92037-1768	CLAMP					
				1	1		
92037F	92037-1776	CLAMP					
				1	1		
92037G	92037-213	CLAMP TUBE					
				4	4		
92059	92059-1033	TUBE 4X8X155					
				2	2		
92059A	92059-1152	TUBE VACUUM LONG					
				1	1		

This catalog covers:
 '01~'02 ZG1200-B15/B16 Engine

This grid covers:
 Air Cleaner(2/2)

Kawasaki Motors Corp., U.S.A.



E1130

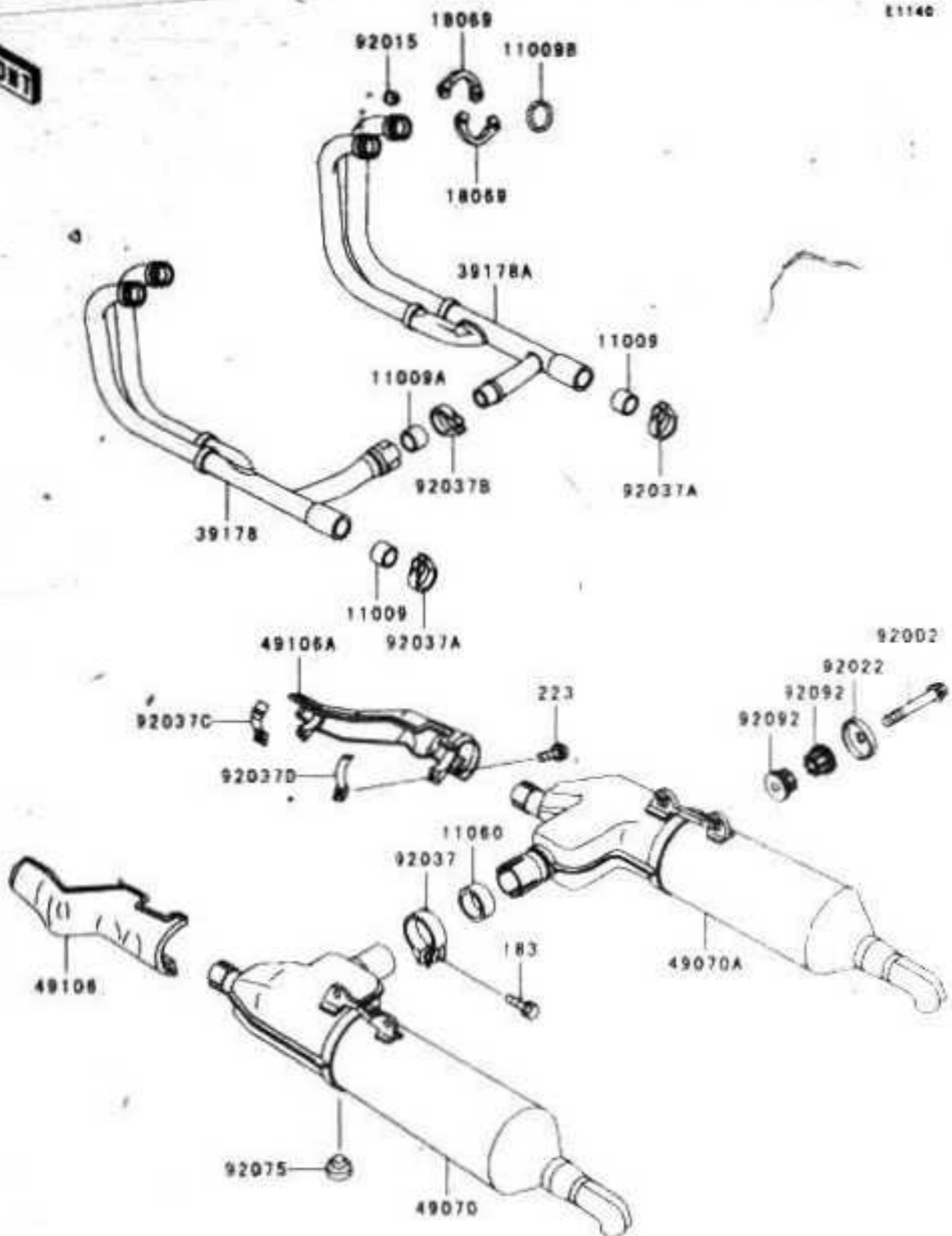
Ref. No.	Part No.	Description	Spec Code	Quantity-ZG1200			
				'01	'02		
				B15	B16		
92059B	92059-1657	TUBE		1	1		
92059C	92059-1658	TUBE		1	1		
92059D	92059-1659	TUBE		1	1		
92059E	92059-1668	TUBE AIR SWITCH VALVE LH		1	1		
92059F	92059-1699	TUBE					
		L	CA	1	1		
92059G	92059-1703	TUBE AIR SWITCH VALVE RH		1	1		
92059H	92059-1742	TUBE					
		L	CA	1	1		
92059I	92059-1743	TUBE					
		L	CA	1	1		
92059J	92059-1750	TUBE 7X12X230					
		L	CN,US	1	1		
92066	92066-1211	PLUG DRAIN		1	1		
92071	92071-1026	GROMMET AIR FILTER		1	1		
92071A	92071-1132	GROMMET					
		L	CA	1	1		
92075	92075-1126	DAMPER FILTER COVER		1	1		
92075A	92075-1470	DAMPER		4	4		
92075B	92075-174	DAMPER MALE		2	2		
92144	92144-1771	SPRING AIR FILTER DUCT		4	4		
130	130B0612	BOLT FLANGED 6X12		1	1		
130A	130B0616	BOLT FLANGED 6X16					
		L	CA	4	4		
130B	130B0620	BOLT FLANGED 6X20					
		L	CN,US	4	4		
130C	130D0610	BOLT FLANGED		1	1		
130D	130G0614	BOLT FLANGED 6X14		1	1		
224	224C0614	SCREW PAN WP-CROS					
		L	CA	2	2		
702	702A07120	TUBE RUBBER 7X10X120		1	1		

This catalog covers:
'01~'02 ZG1200-B15/B16 Engine

This grid covers:
Muffler(s)

Kawasaki Motors Corp. U.S.A

E1140



Ref. No.	Part No.	Description	Spec Code	Quantity-ZG1200			
				01	02		
				B15	B16		
11009	11009-1666	GASKET EXHAUST PIPE CONNECTING	2	2			
11009A	11009-1666	GASKET EXHAUST MANIFOLD	1	1			
11009B	11009-1906	GASKET EXHAUST PIPE HOLDER	4	4			
11060	11060-1095	GASKET MUFFLER	1	1			
18069	18069-1070	HOLDER-EXHAUST PIPE	8	8			
39178	39178-1100	MANIFOLD-COMP-EXHAUST LH	1	1			
39178A	39178-1101	MANIFOLD-COMP-EXHAUST RH	1	1			
49070	49070-1115	MUFFLER COMPLH	1	1			
49070A	49070-1116	MUFFLER COMPRH	1	1			
49106	49106-1069	COVER-MUFFLER LH	1	1			
49106A	49106-1070	COVER-MUFFLER RH	1	1			
92002	92002-1826	BOLT 10X55	4	4			
92015	92015-1398	NUT 8MM	8	8			
92022	92022-289	WASHER	4	4			
92037	92037-1055	CLAMP MUFFLER	1	1			
92037A	92037-1228	CLAMP POWER CHAMBER	2	2			
92037B	92037-1256	CLAMP MUFFLER	1	1			
92037C	92037-1752	CLAMP MUFFLER COVER FR	2	2			
92037D	92037-1753	CLAMP MUFFLER COVER RR	2	2			
92075	92075-1045	DAMPER	1	1			
92092	92092-1013	BUSHING-RUBBER MUFFLER	8	8			
183	183J0835	BOLT UPSET WS-SMALL	1	1			
223	223X0625	SCREW PAN WS-CROS	4	4			

This catalog covers:
 '01~'02 ZG1200-B15/B16 Engine

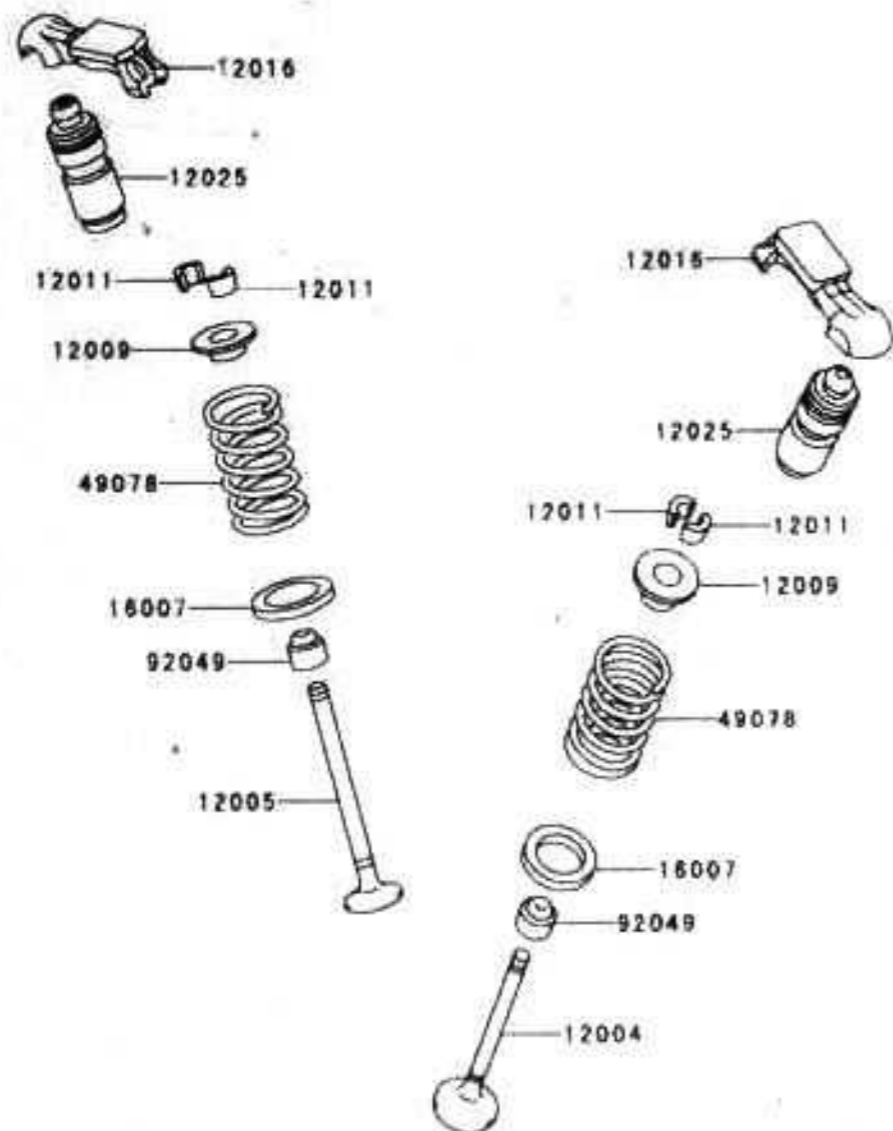
This grid covers:

Kawasaki Motors Corp., U.S.A.

Valve(s)

E1210

FRONT



Ref. No.	Part No.	Description	Spec Code	Quantity-ZG1200			
				'01	'02		
				B15	B16		
12004	12004-1065	VALVE-INTAKE		8	8		
12005	12005-1074	VALVE-EXHAUST		8	8		
12009	12009-1054	RETAINER-VALVE SPRING		16	16		
12011	12011-1003	COLLET		32	32		
12016	12016-1065	ARM-ROCKER		16	16		
12025	12025-1052	ADJUSTER-LASH*		16	16		
16007	16007-1178	SEAT-SPRING 17.5X23.8X0.5		16	16		
49078	49078-1073	SPRING-ENGINE VALVE		16	16		
92049	92049-1062	SEAL-OIL RVC2.5 5X8 5X8 3		16	16		

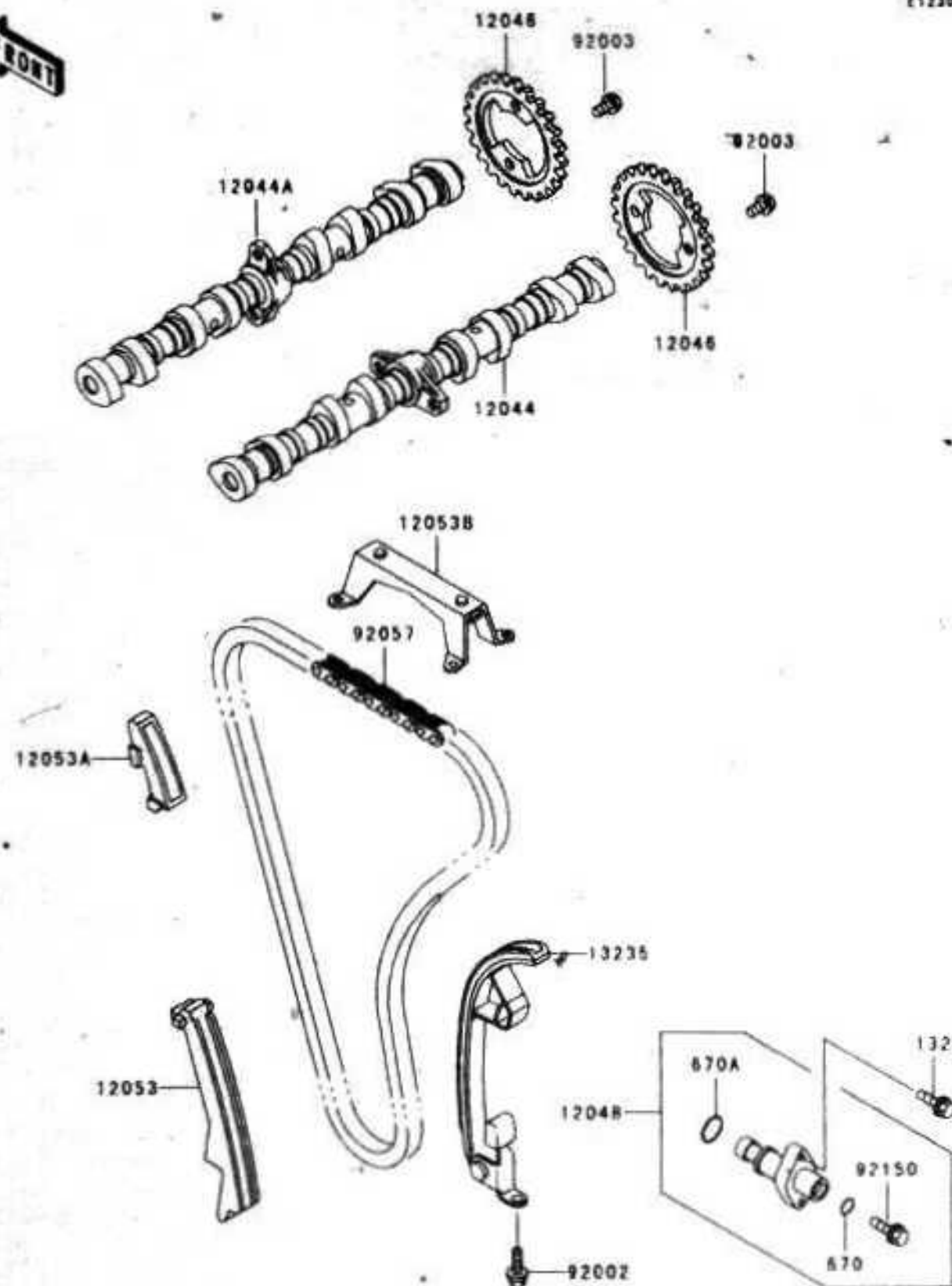
This catalog covers:
 '01~'02 ZG1200-B15/B16 Engine

This grid covers:
 Camshaft(s)/Tensioner

Kawasaki Motors Corp. U.S.A.

FRONT

E1220

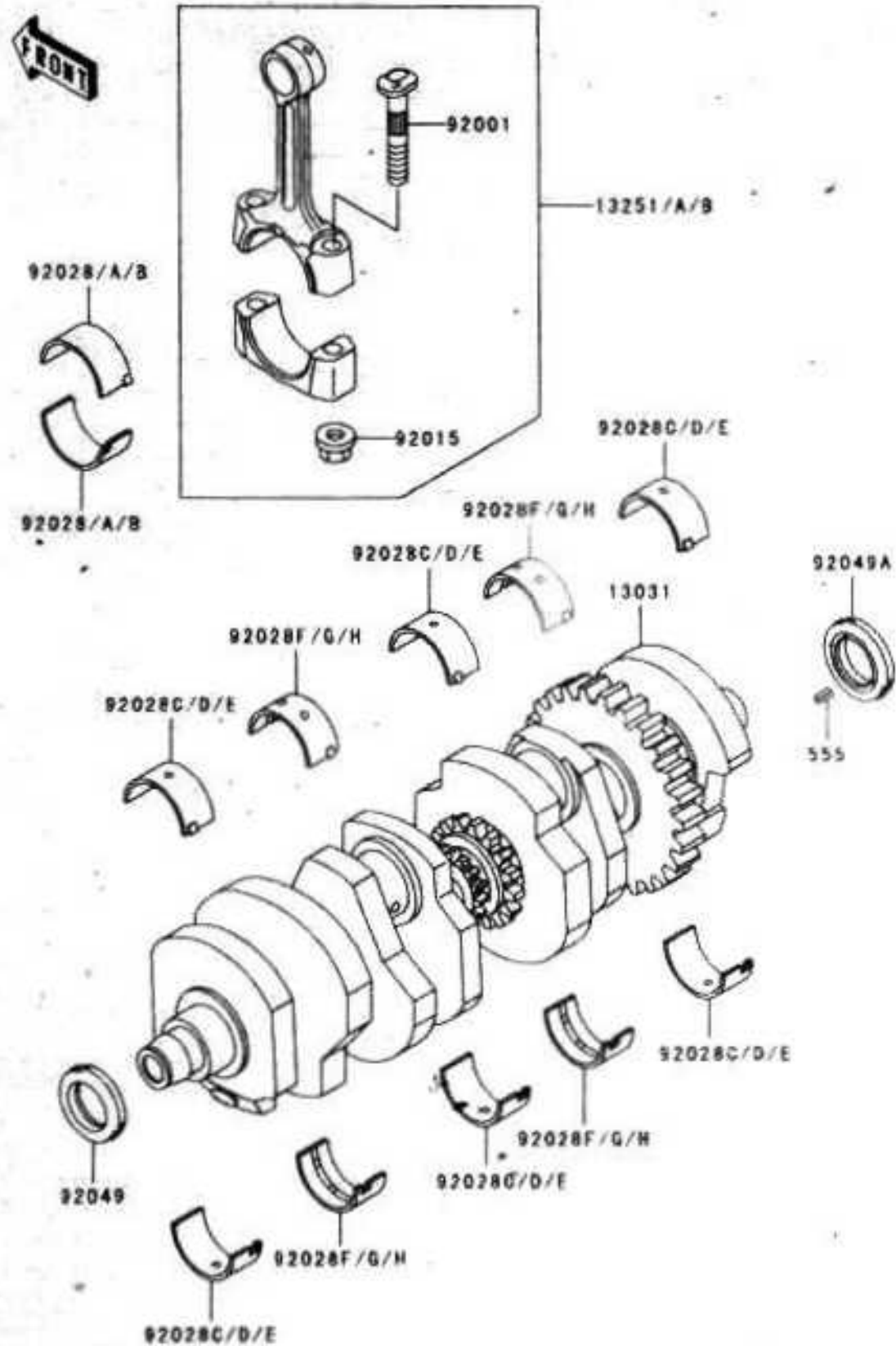


Ref. No.	Part No.	Description	Spec Code	Quantity-ZG1200			
				'01	'02		
				B15	B16		
12044	12044-1165	CAMSHAFT-VALVE,INTAKE	1	1			
12044A	12044-1166	CAMSHAFT-VALVE,EXHAUST	1	1			
12046	12046-1081	SPROCKET,CAMSHAFT,40T	2	2			
12048	12048-1075	TENSIONER ASSY	1	1			
12053	12053-1182	GUIDE-CHAIN,FR,LOW	1	1			
12053A	12053-1183	GUIDE-CHAIN,FR,UPP	1	1			
12053B	12053-1185	GUIDE-CHAIN,UPP	1	1			
13235	13235-1058	GUIDE-COMP,CHAIN,RR	1	1			
92002	92002-1656	BOLT,6X14	1	1			
92003	92003-208	BOLT,FLANGED,6X11	4	4			
92057	92057-1206	CHAIN,CAMSHAFT	1	1			
92150	92150-1381	BOLT,TENSIONER	1	1			
132	132G0625	BOLT-FLANGED-SMALL	2	2			
670	670D2010	O RING	1	1			
670A	670D2021	O RING,21MM	1	1			

This catalog covers:
'01~'02 ZG1200-B15/B16 Engine

This grid covers:
Crankshaft

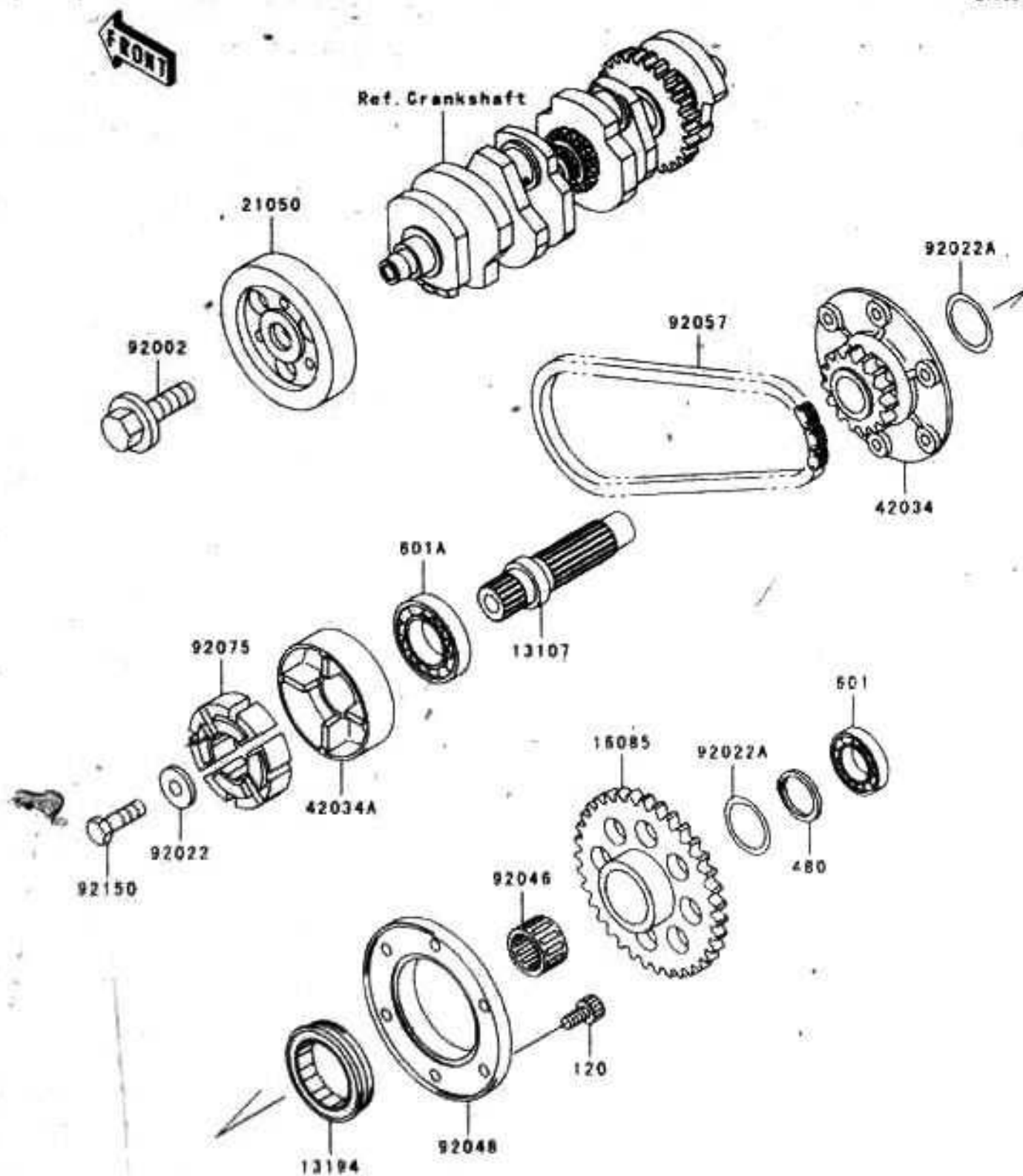
Kawasaki Motors Corp., U.S.A.



E1321

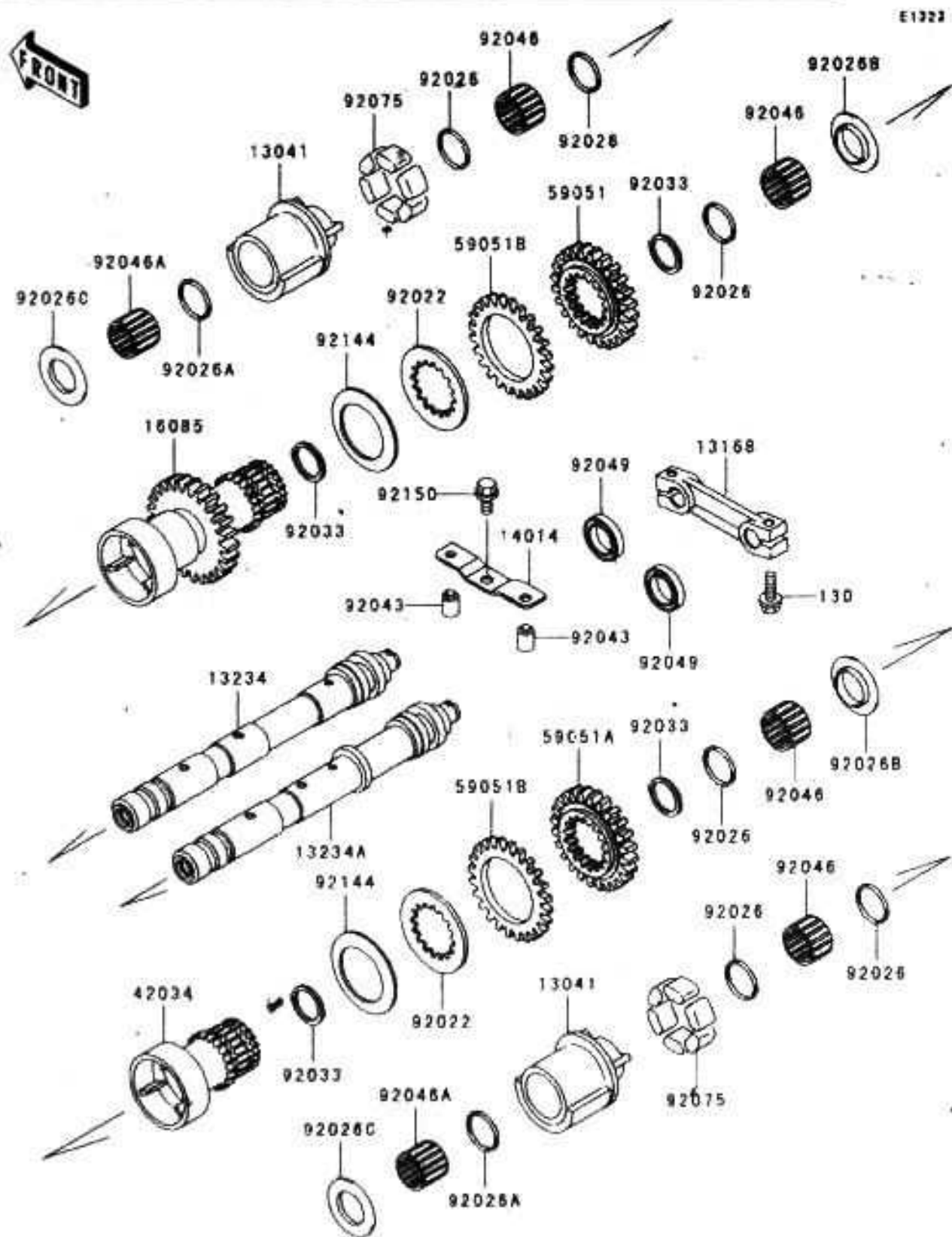
Ref. No.	Part No.	Description	Spec Code	Quantity-ZG1200			
				'01	'02		
				B15	B16		
13031	13031-1338	CRANKSHAFT-COMP	1	1			
13251	13251-1070-HH	ROD-ASSY-CONNECTING.H	4	4			
13251A	13251-1070-II	ROD-ASSY-CONNECTING.I	4	4			
13251B	13251-1070-JJ	ROD-ASSY-CONNECTING.J	4	4			
92001	92001-1980	BOLT-CONNECTING ROD	8	8			
92015	92015-1311	NUT-FLANGED.8MM	8	8			
92028	92028-1394	BUSHING-CONNECTING ROD.BLUE	AR	AR			
92028A	92028-1395	BUSHING-CONNECTING ROD.BLACK	AR	AR			
92028B	92028-1396	BUSHING-CONNECTING ROD.BROWN	AR	AR			
92028C	92028-1455	BUSHING-CRANKSHAFT.BLUE	AR	AR			
92028D	92028-1456	BUSHING-CRANKSHAFT.BLACK	AR	AR			
92028E	92028-1457	BUSHING-CRANKSHAFT.BROWN	AR	AR			
92028F	92028-1458	BUSHING-CRANKSHAFT.BLUE	AR	AR			
92028G	92028-1459	BUSHING-CRANKSHAFT.BLACK	AR	AR			
92028H	92028-1460	BUSHING-CRANKSHAFT.BROWN	AR	AR			
92049	92049-1246	SEAL-OIL.HSCY28417	1	1			
92049A	92049-1247	SEAL-OIL.HSCY25417	1	1			
555	555A0408	PIN-SPRING.4X8	1	1			

E1322



Ref. No.	Part No.	Description	Spec Code	Quantity-ZG1200			
				'01	'02		
				B15	B16		
13107	13107-1192	SHAFT		1	1		
13194	13194-1096	CLUTCH-ONEWAY		1	1		
16085	16085-1152	GEAR ONEWAY CLUTCH		1	1		
21050	21050-1117	FLYWHEEL		1	1		
42034	42034-1082	COUPLING		1	1		
42034A	42034-1083	COUPLING		1	1		
92002	92002-1862	BOLT,14X36		1	1		
92022	92022-1518	WASHER,8X22X3		1	1		
92022A	92022-225	WASHER,25.3X32X0.5		2	2		
92046	92046-1022	BEARING-NEEDLE K253020S		1	1		
92048	92048-1065	RACE,ONEWAY CLUTCH		1	1		
92057	92057-1276	CHAIN,GENERATOR		1	1		
92075	92075-1790	DAMPER,COUPLING		4	4		
92150	92150-1488	BOLT		1	1		
120	120P0612	BOLT-SOCKET,6X12		6	6		
480	480J2500	CIRCLIP-TYPE-C,25MM		1	1		
601	601A6203Z	BEARING-BALL		1	1		
601A	601A6204	BEARING-BALL #6204		1	1		

This catalog covers:
'01~'02 ZG1200-B15/B16 Engine

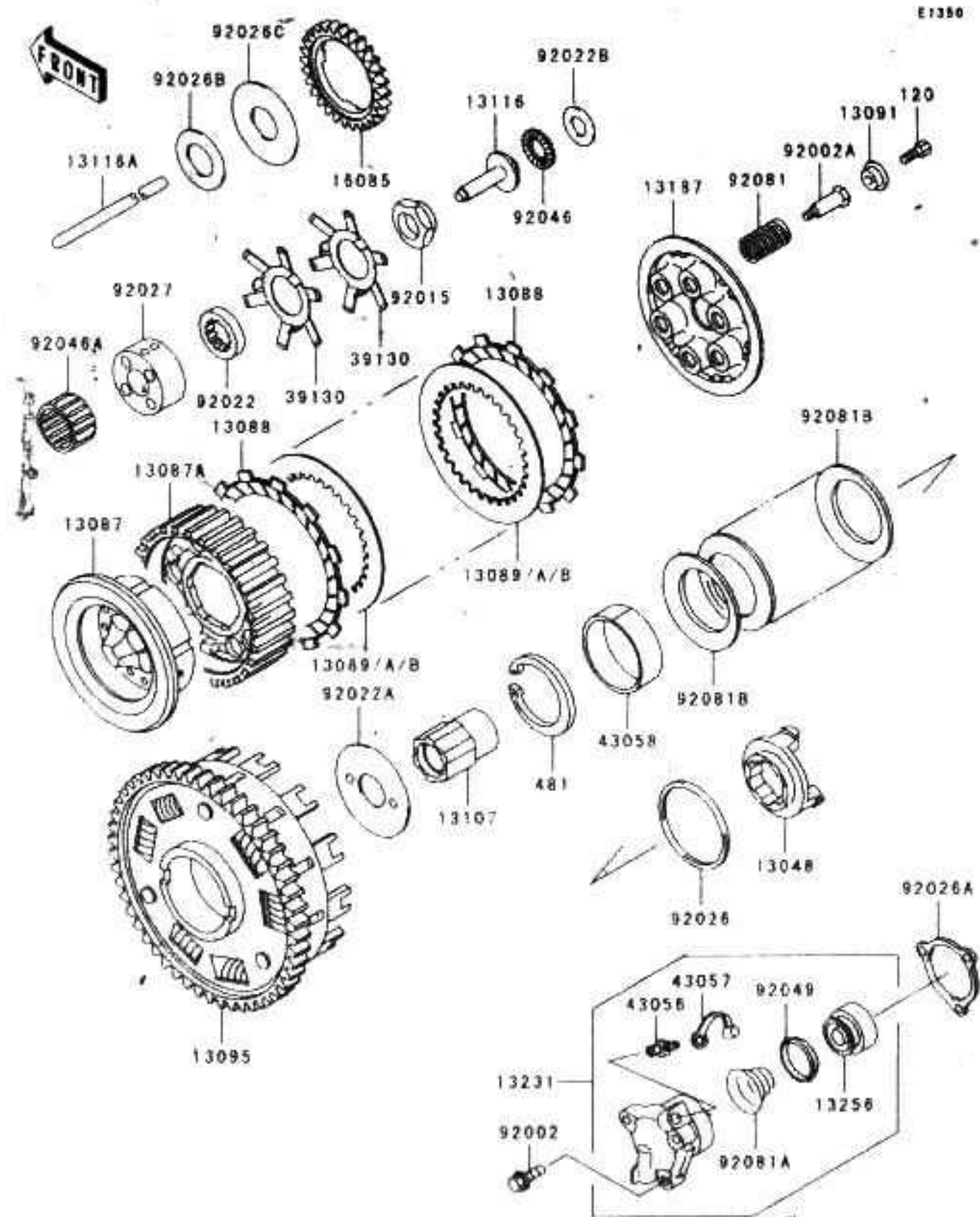


This grid covers:
Balancer

Kawasaki Motors Corp., U.S.A.

Ref. No.	Part No.	Description	Spec Code	Quantity-ZG1200			
				'01	'02		
				B15	B16		
13041	13041-1069	BALANCER		2	2		
13168	13168-1297	LEVER,BALANCER		1	1		
13234	13234-1073	SHAFT-COMP,BALANCER,FR		1	1		
13234A	13234-1074	SHAFT-COMP,BALANCER,RR		1	1		
14014	14014-1076	PLATE-POSITION,BALANCER		1	1		
16085	16085-1249	GEAR		1	1		
42034	42034-1089	COUPLING,BALANCER,RR		1	1		
59051	59051-1264	GEAR-SPUR		1	1		
59051A	59051-1265	GEAR-SPUR,29T		1	1		
59051B	59051-1266	GEAR-SPUR,28T		2	2		
92022	92022-1809	WASHER TOOTHED,31 7X50		2	2		
92026	92026-1213	SPACER,21 3X24 3X1 5		6	6		
92026A	92026-1221	SPACER,21 3X26X1		2	2		
92026B	92026-1265	SPACER		2	2		
92026C	92026-1271	SPACER		2	2		
92033	92033-1221	RING-SNAP		4	4		
92043	92043-1281	PIN,BALANCER		2	2		
92046	92046-1105	BEARING-NEEDLE K21X25X17V2		4	4		
92046A	92046-1153	BEARING-NEEDLE K212824 5X		2	2		
92049	92049-1569	SEAL-OIL		2	2		
92075	92075-1590	DAMPER,BALANCER		12	12		
92144	92144-1034	SPRING PLATE		2	2		
92150	92150-1868	BOLT 6X12		1	1		
130	130N0620	BOLT-FLANGED		2	2		

This catalog covers:
 '01~'02 ZG1200-B15/B16 Engine



This grid covers:
 Clutch

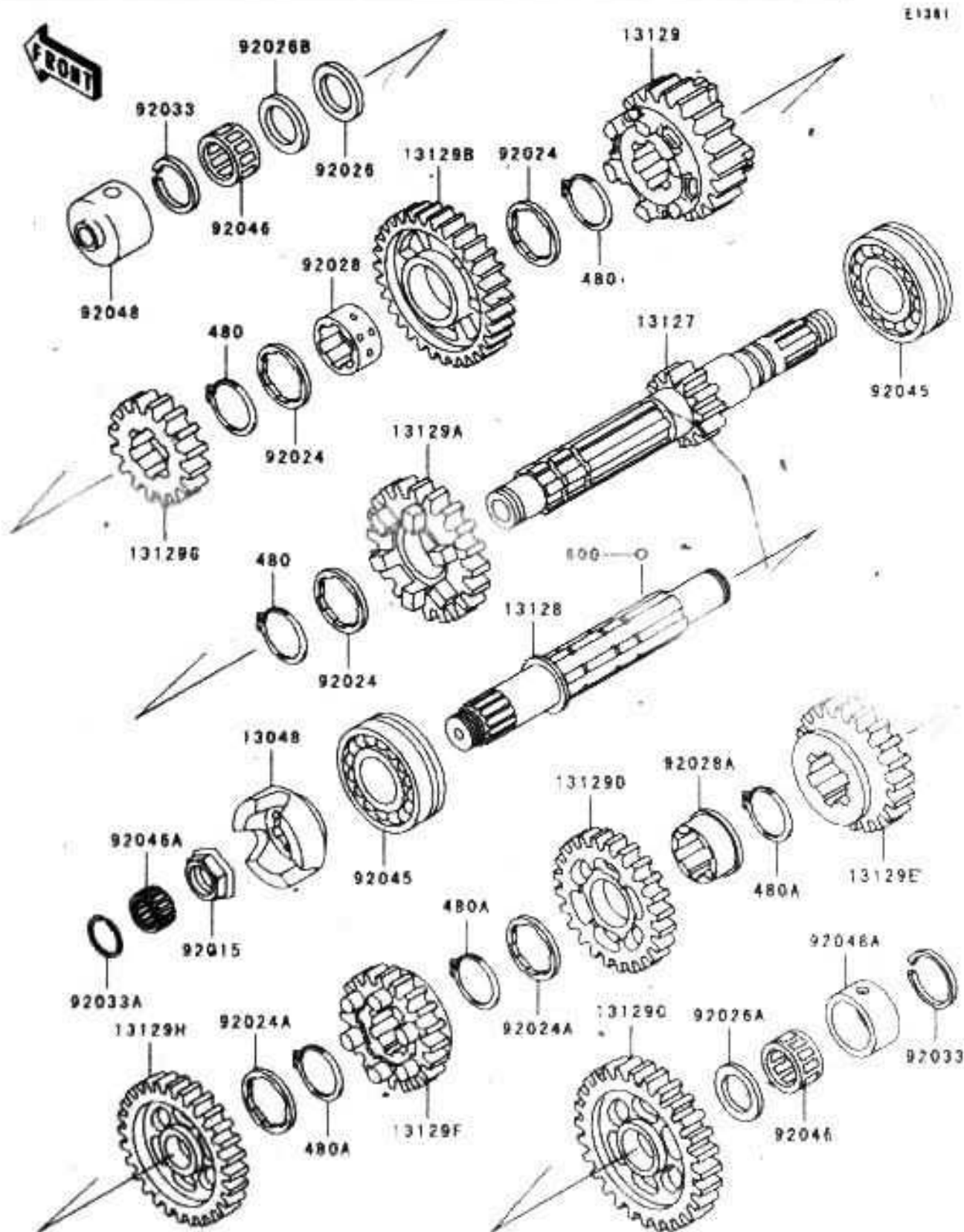
Kawasaki Motors Corp., U.S.A.

Ref. No.	Part No.	Description	Quantity-ZG1200			
			Spec Code		'01	'02
			B15	B16		
13048	13048-1007	CAM-DAMPER			1	1
13087	13087-1071	HUB-CLUTCH			1	1
13087A	13087-1072	HUB-CLUTCH			1	1
13088	13088-1051	PLATE-FRICTION			9	9
13089	13089-1004	PLATE-CLUTCH,T=2.3			AR	AR
13089A	13089-1067	PLATE-CLUTCH,T=2.6			AR	AR
13089B	13089-1068	PLATE-CLUTCH,T=2.0			AR	AR
13091	13091-1041	HOLDER,CLUTCH SPRING			6	6
13095	13095-1308	HOUSING-COMP-CLUTCH			1	1
13107	13107-1299	SHAFT,CLUTCH			1	1
13116	13116-1102	ROD-PUSH,CLUTCH			1	1
13116A	13116-1121	ROD-PUSH L=343			1	1
13187	13187-1055	PLATE-CLUTCH OPERATING			1	1
13231	13231-1057	RELEASE-ASSY-CLUTCH			1	1
13256	13256-1051	PISTON,CLUTCH RELEASE			1	1
16085	16085-1157	GEAR,OIL PUMP,37T			1	1
39130	39130-1071	SPRING-LEAF			2	2
43056	43056-1055	BREATHER-BRAKE			1	1
43057	43057-1001	CAP-BREATHER			1	1
43058	43058-1059	RING			1	1
92002	92002-1612	BOLT,6X25			3	3
92002A	92002-1639	BOLT,CLUTCH			6	6
92015	92015-1929	NUT			1	1
92027	92027-1114	WASHER TOOTHED,25X40X5			1	1
92022A	92022-1221	WASHER,CLUTCH THRUST			1	1
92022B	92022-1463	WASHER,15 1X29X1.0			1	1
92026	92026-1043	SPACER,59X70X3.5			1	1
92026A	92026-1263	SPACER,CLUTCH RELEASE			1	1
92026B	92026-1306	SPACER,25X45X2.0			1	1
92026C	92026-1307	SPACER,25X62X2.0			1	1
92027	92027-1967	COLLAR,INPUTSHAFT			1	1
92046	92046-1052	BEARING-NEEDLE,AXK1102			1	1
92046A	92046-1152	BEARING-NEEDLE,K556020			1	1
92049	92049-1165	SEAL-OIL,PISTON			1	1
92081	92081-1114	SPRING,CLUTCH			6	6
92081A	92081-1644	SPRING,CLUTCH RELEASE			1	1
92081B	92081-1908	SPRING			7	7
120	120Q0516	BOLT-SOCKET,6X16			6	6
481	481J9500	CIRCLIP			1	1

This catalog covers:
'01~'02 ZG1200-B15/B16 Engine

This grid covers:
Transmission

Kawasaki Motors Corp. U.S.A.



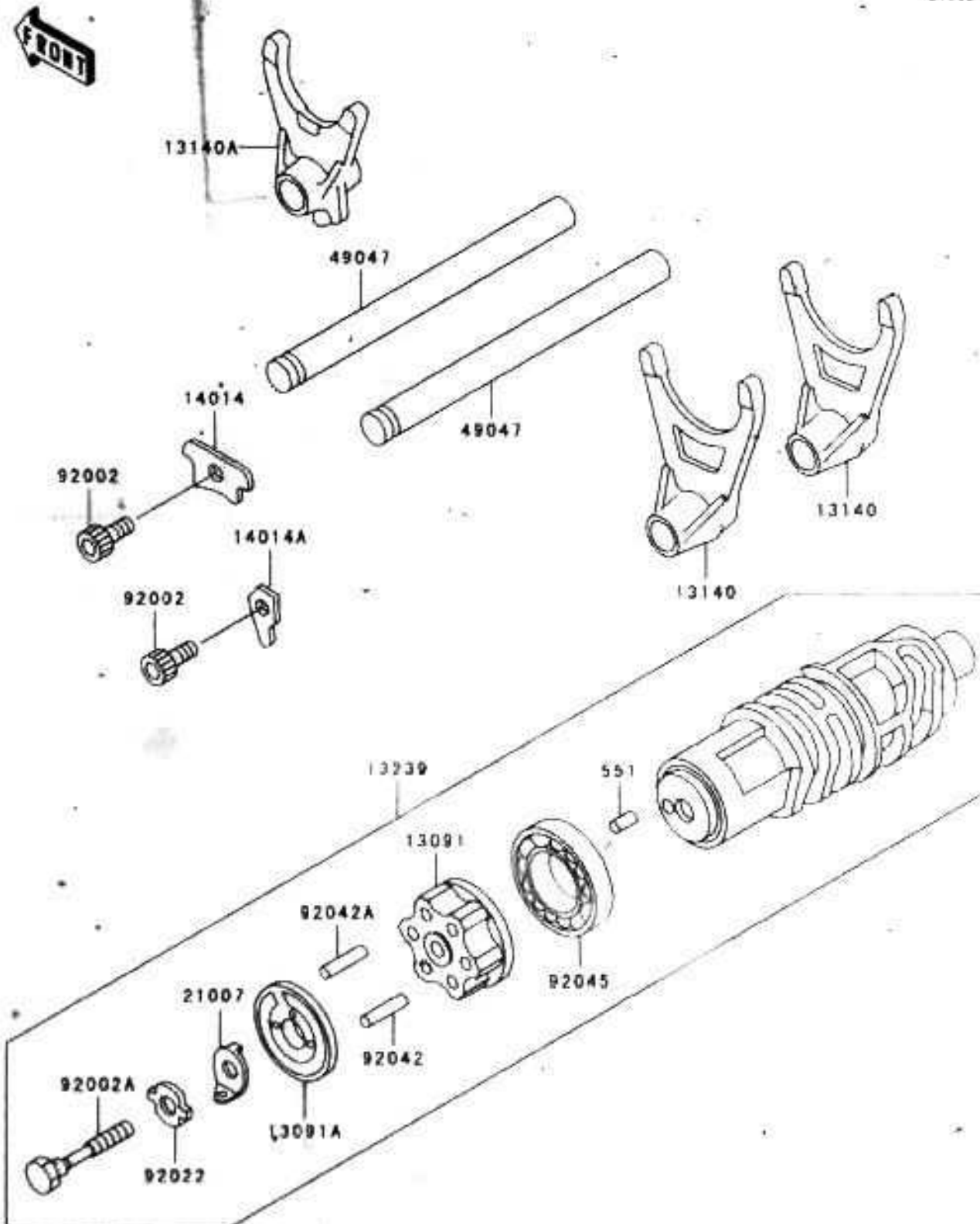
Ref. No.	Part No.	Description	Spec Code	Quantity-ZG1200			
				'01		'02	
				B15	B16		
13048	13048-1068	CAM-DAMPER	1	1			
13127	13127-1133	SHAFT-TRANSMISSION INPUT 15T	1	1			
13128	13128-1130	SHAFT-TRANSMISSION OUTPUT	1	1			
13129	13129-1765	GEAR INPUT 3RD.24T	1	1			
13129A	13129-1786	GEAR INPUT 4TH.28T	1	1			
13129B	13129-1767	GEAR INPUT TOP31T	1	1			
13129C	13129-1768	GEAR OUTPUT LOW.41T	1	1			
13129D	13129-1770	GEAR OUTPUT 3RD.32T	1	1			
13129E	13129-1771	GEAR OUTPUT 4TH.29T	1	1			
13129F	13129-1772	GEAR OUTPUT TOP26T	1	1			
13129G	13129-1836	GEAR INPUT 2ND.20T	1	1			
13129H	13129-1837	GEAR OUTPUT 2ND.36T	1	1			
92015	92015-1543	NUT	1	1			
92024	92024-042	WASHER TOOTHED.26X35 5X1.5	3	3			
92024A	92024-043	WASHER TOOTHED.30 3X40X1.5	2	2			
92026	92026-1090	SPACER.22X35 5X1.0	1	1			
92026A	92026-1225	SPACER.22X35 5X2.4	1	1			
92026B	92026-1226	SPACER.22X35 5X1.6	1	1			
92028	92028-1124	BUSHING TOP GEAR	1	1			
92028A	92028-1459	BUSHING	1	1			
92033	92033-025	RING-SNAP.20X25 5X1.2	2	2			
92033A	92033-1208	RING-SNAP	1	1			
92045	92045-1197	BEARING-BALL	2	2			
92046	92046-031	BEARING-NEEDLE FWF 223014	2	2			
92046A	92046-1154	BEARING NEEDLE K1R2420V1	1	1			
92048	92048-1052	RACE INPUT SHAFT	1	1			
92048A	92048-1053	RACE 30X38X15	1	1			
480	480J2800	CIRCLIP-TYPE-C 28MM	3	3			
480A	480J2900	CIRCLIP	3	3			
600	600A0500	BALL-STEEL 5/32"	3	3			

This catalog covers:
 '01~'02 ZG1200-B15/B16 Engine

This grid covers:
 Gear Change Drum/Shift Fork(s)

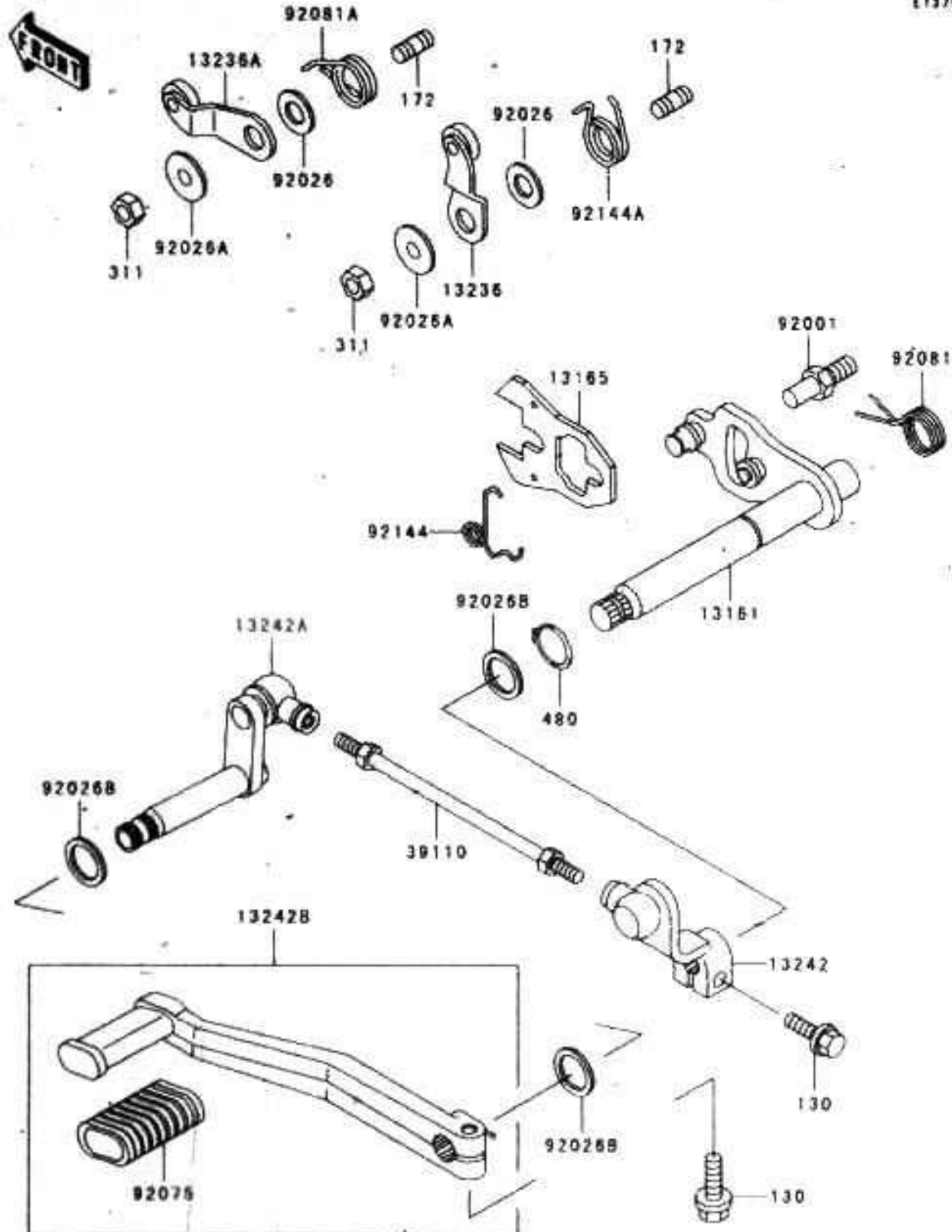
Kawasaki Motors Corp., U.S.A.

E1182



Ref. No.	Part No.	Description	Spec Code	Quantity-ZG1200			
				'01	'02		
				B15	B16		
13091	13091-1409	HOLDER	1	1			
13091A	13091-1442	HOLDER CHANGE DRUM PIN	1	1			
13140	13140-1146	FORK-SHIFT	2	2			
13140A	13140-1147	FORK-SHIFT	1	1			
13239	13239-1129	DRUM-ASSY-CHANGE	1	1			
14014	14014-1073	PLATE-POSITION	1	1			
14014A	14014-1074	PLATE-POSITION	1	1			
21007	21007-1192	ROTOR, TOP SWITCH	1	1			
49047	49047-1055	ROD-SHIFT	2	2			
92002	92002-1592	BOLT SOCKET 6X14	2	2			
92002A	92002-1873	BOLT 6X45	1	1			
92022	92022-1824	WASHER	1	1			
92042	92042-014	PIN DOWEL 4X15 B	5	5			
92042A	92042-020	PIN DOWEL 4X17 B	1	1			
92045	92045-1045	BEARING BALL 16005(NTN)	1	1			
551	551A0408	PIN-DOWEL 4X8	1	1			

This catalog covers:
 '01~'02 ZG1200-B15/B16 Engine



E1370

This grid covers:
 Gear Change Mechanism

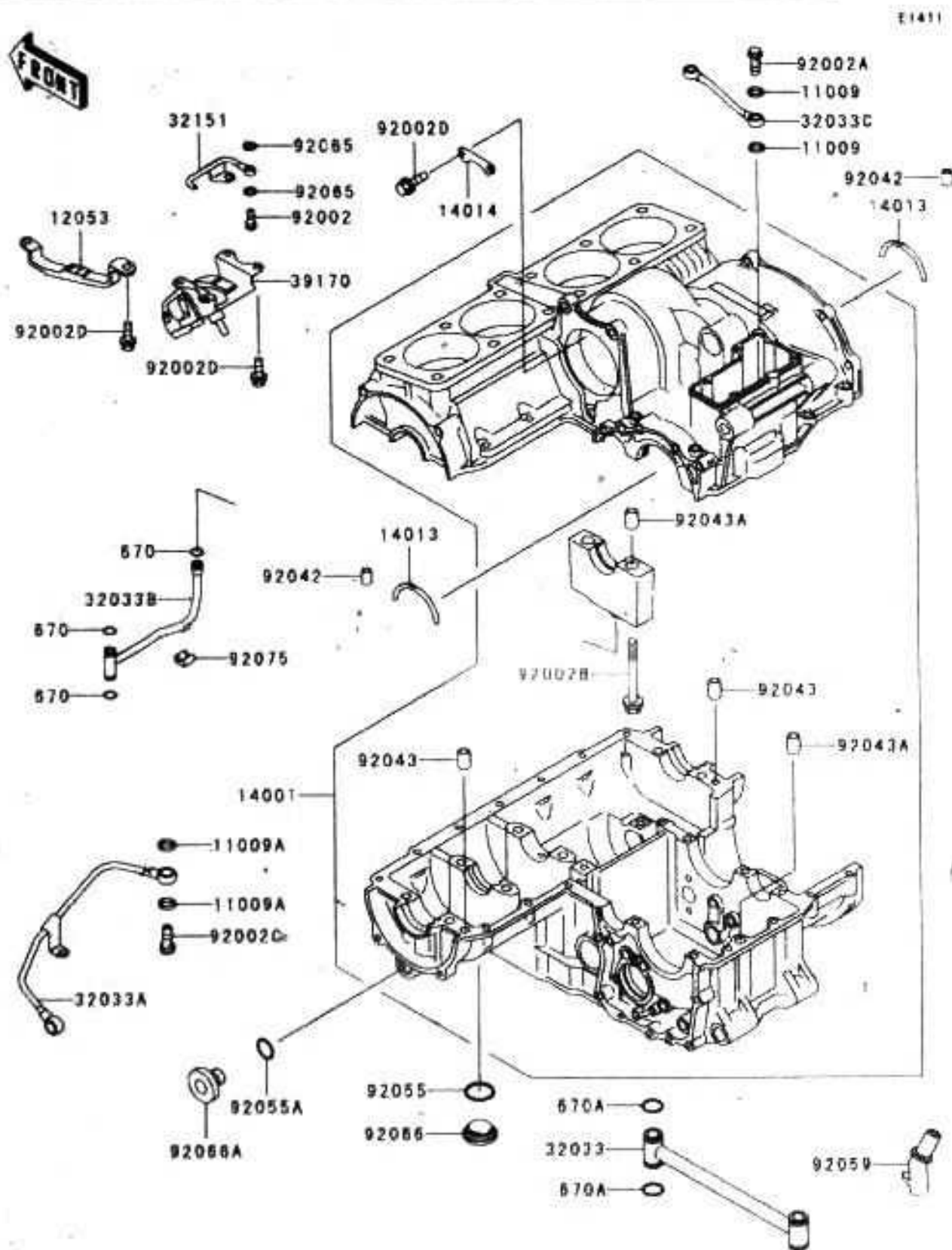
Kawasaki Motors Corp., U.S.A.

Ref. No.	Part No.	Description	Spec Code	Quantity-ZG1200			
				'01		'02	
				B15	B16		
13161	13161-1146	LEVER-COMP-CHANGE SHAFT			1	1	
13165	13165-1120	PAWL			1	1	
13236	13236-1143	LEVER-COMPNEUTRAL POSITION			1	1	
13236A	13236-1144	LEVER-COMPGEAR POSITION			1	1	
13242	13242-1194	LEVER-ASSY-CHANGE			1	1	
13242A	13242-1208	LEVER-ASSY-CHANGE LINK			1	1	
13242B	13242-1237	LEVER-ASSY-CHANGE PEDAL			1	1	
39110	39110-1008	ROD-ASSY-TIE L=90, BLACK			1	1	
92001	92001-1455	BOLT RETURN SPRING			1	1	
92026	92026-094	SPACER, 6.3X12X1.0			2	2	
92026A	92026-1217	SPACER			2	2	
92026B	92026-1532	SPACER, 13.3X18X1.0			3	3	
92075	92075-1585	DAMPER, CHANGE PEDAL			1	1	
92081	92081-1869	SPRING, CHANGE PEDAL RETURN			1	1	
92081A	92081-1942	SPRING, GEAR LEVER			1	1	
92144	92144-1029	SPRING			1	1	
92144A	92144-1762	SPRING, NEUTRAL LEVER			1	1	
130	130P0620	BOLT-FLANGED, 6X20			2	2	
172	172G0612	BOLT-STUD, 6X12			2	2	
311	311G0600	NUT-HEX 6MM			2	2	
480	480J1300	CIRCLIP TYPE C, 13MM			1	1	

This catalog covers:
 '01~'02 ZG1200-B15/B16 Engine

This grid covers:
 Crankcase

Kawasaki Motors Corp. U.S.A.



Ref. No.	Part No.	Description	Spec Code	Quantity-ZG1200			
				'01		'02	
				B15	B16	B15	B16
11009	11009-1344	GASKET OIL PIPE 8.2X14X1.0	4	4			
11009A	11009-1376	GASKET 12.4X17X1.5	4	4			
12053	12053-1209	GUIDE-CHAIN TENSIONER	1	1			
14001	14001-5234	SET CRANKCASE	1	1			
14013	14013-1054	RING-POSITION T=1.98	2	2			
14014	14014-1075	PLATE-POSITION	1	1			
32033	32033-1928	PIPE MAIN GALLERY	1	1			
32033A	32033-1929	PIPE	1	1			
32033B	32033-1930	PIPE	1	1			
32033C	32033-1931	PIPE	1	1			
32151	32151-1229	PIPE	1	1			
39170	39170-1064	TENSIONER-COMP.	1	1			
92002	92002-1473	BOLT BANJO 6X18	1	1			
92002A	92002-1618	BOLT BANJO 8X20	2	2			
92002B	92002-1651	BOLT 10X95	2	2			
92002C	92002-1655	BOLT BANJO 12X27	2	2			
92002D	92002-1658	BOLT 6X14	8	8			
92042	92042-016	PIN DOWEL 6X16	2	2			
92043	92043-1037	PIN DOWEL 10X14	2	2			
92043A	92043-1279	PIN 11.5X14X14	3	3			
92055	92055-1136	RING-O 25.7X2.4	1	1			
92055A	92055-1146	RING-O	1	1			
92059	92059-1652	TUBE BREATHE #1	1	1			
92065	92065-096	GASKET	2	2			
92066	92066-1232	PLUG OIL RETURN	1	1			
92066A	92066-1394	PLUG MAIN GALLERY 18X9	1	1			
92075	92075-1785	DAMPER PIPE	1	1			
670	670D1509	O RING 9MM	3	3			
670A	670D2016	O RING 16MM	4	4			

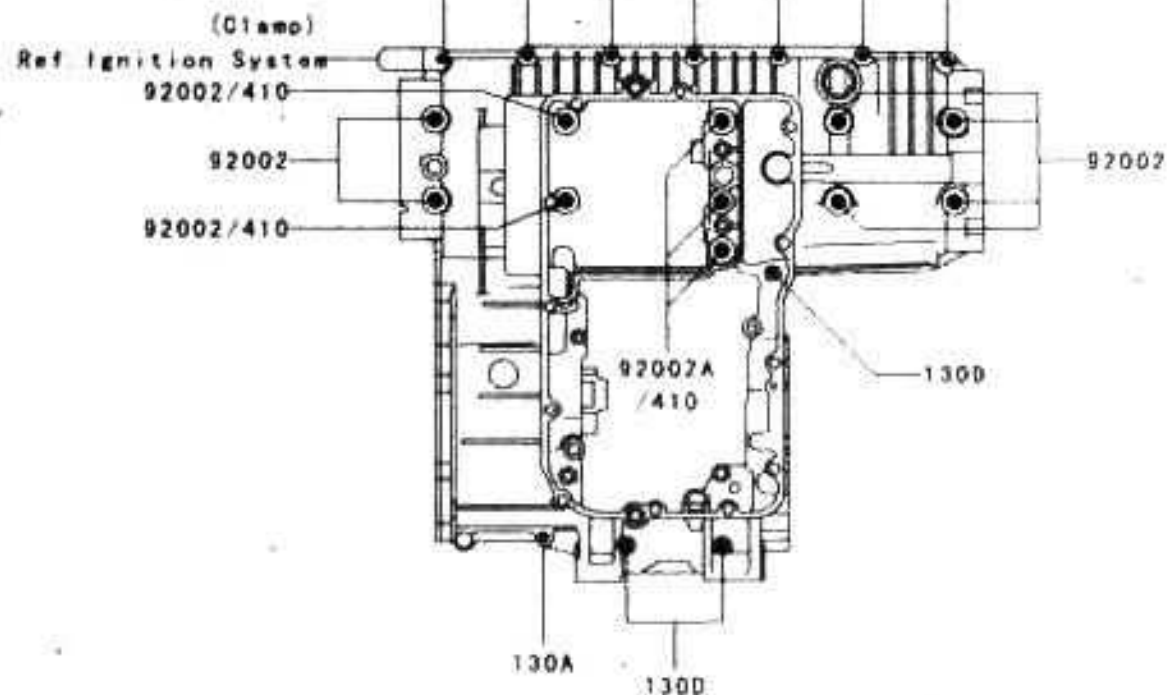
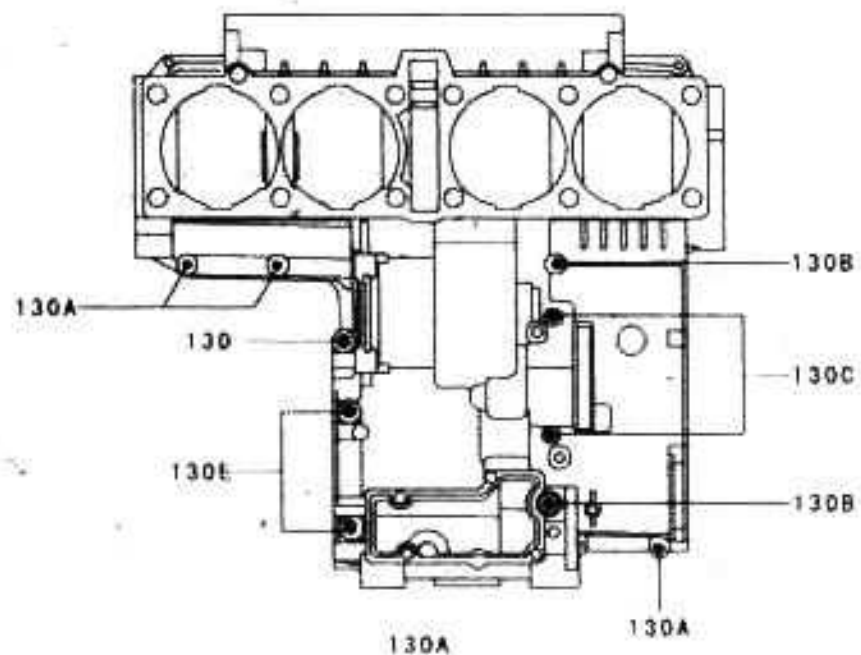
This catalog covers:
'01~'02 ZG1200-B15/B16 Engine

This grid covers:
Crankcase Bolt Pattern

Kawasaki Motors Corp. U.S.A.

E1412

Upper Case (Outside)

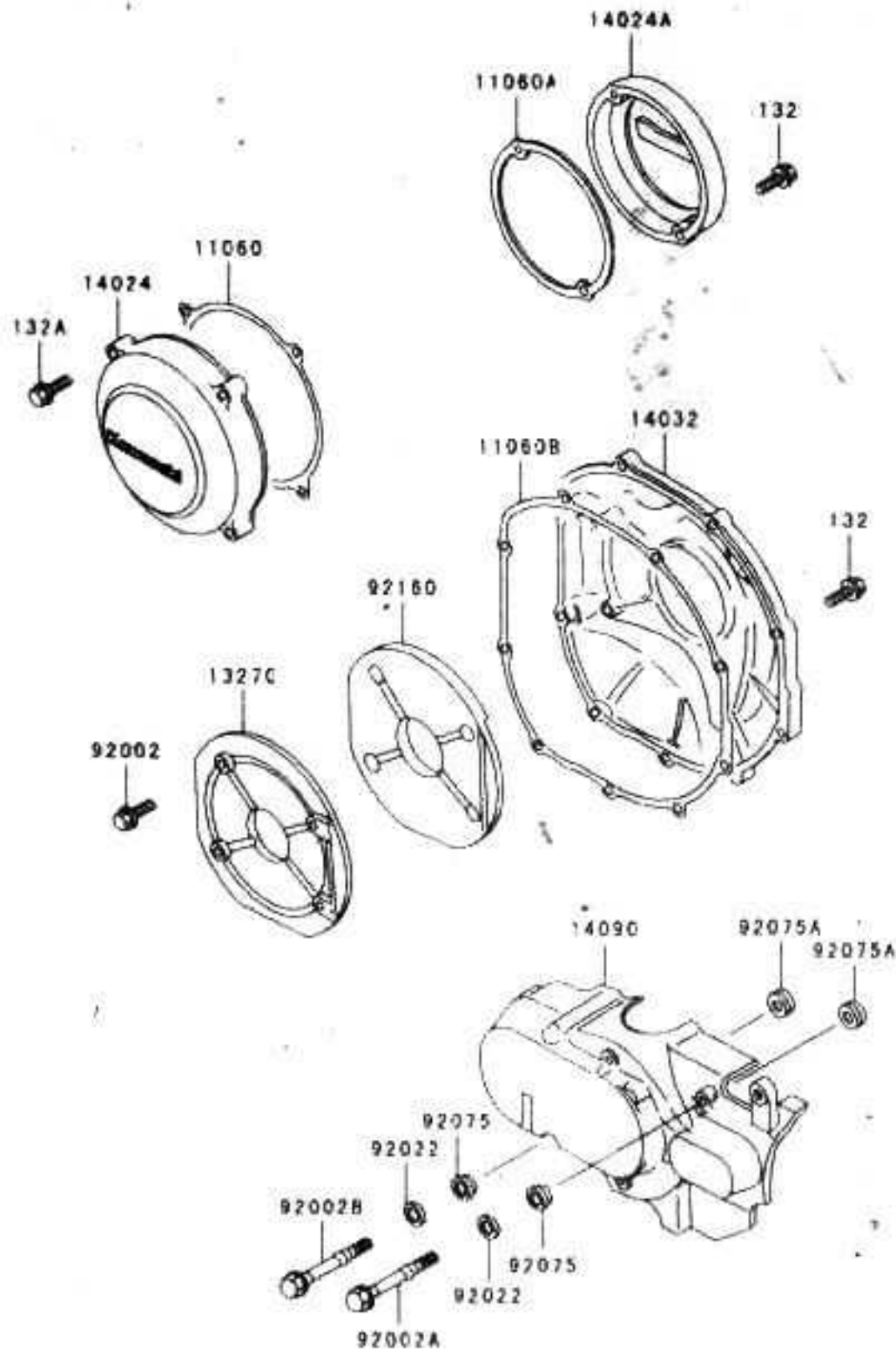


Lower Case (Outside)

Ref. No.	Part No.	Description	Quantity-ZG1200			
			Spec Code			
			'01	'02		
			B15	B16		
92002	92002-1651	BOLT 10X95	8	8		
92002A	92002-1652	BOLT 10X145	3	3		
130	130Y0635	BOLT-FLANGED	1	1		
130A	130Y0640	BOLT-FLANGED	11	11		
130B	130Y0690	BOLT-FLANGED	2	2		
130C	130Z06105	BOLT-FLANGED	2	2		
130D	130Z06120	BOLT-FLANGED	3	3		
130E	130Z0870	BOLT-FLANGED	2	2		
410	410B1000	WASHER-PLAIN-SMALL 10MM	5	5		

This catalog covers:
'01~'02 ZG1200-B15/B16 Engine

FRONT



E1421

This grid covers:
Engine Cover(s)

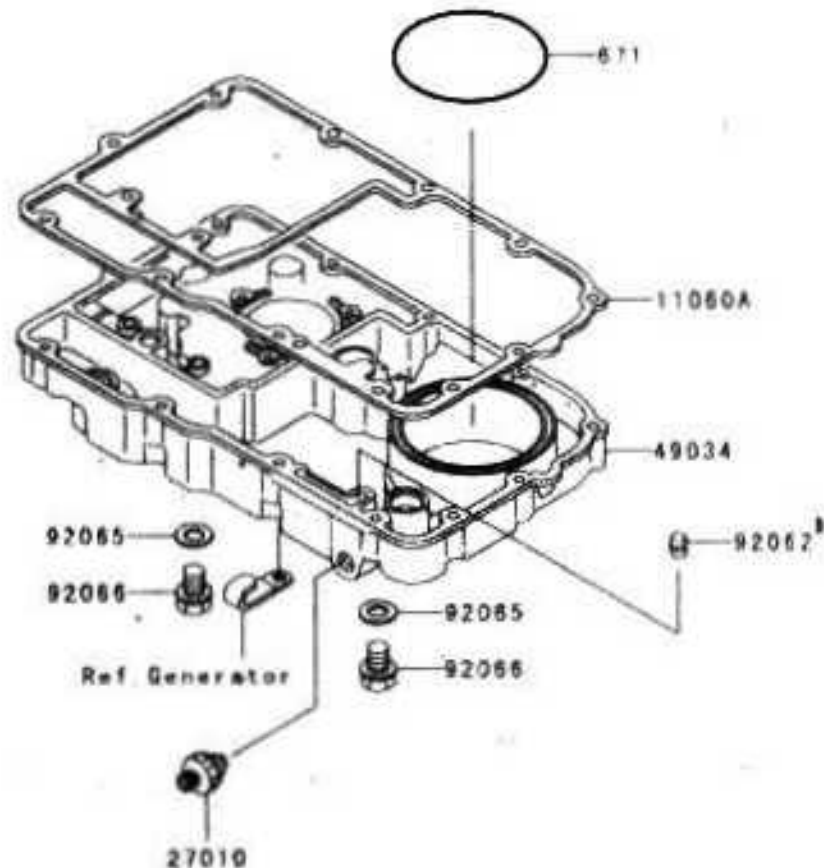
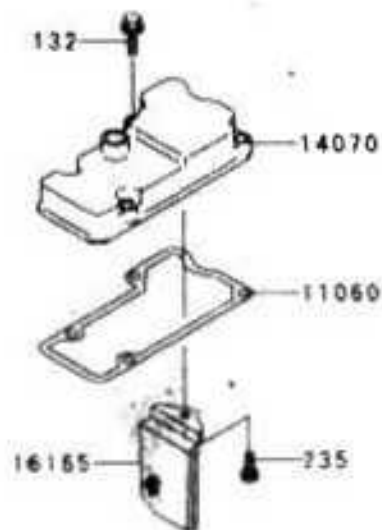
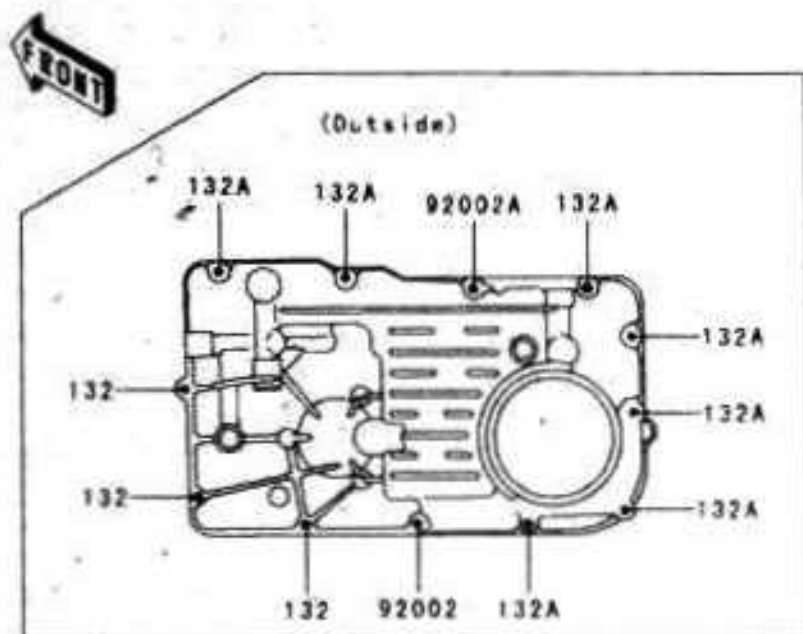
Kawasaki Motors Corp., U.S.A.

Ref. No.	Part No.	Description	Spec Code	Quantity-ZG1200			
				'01	'02	-	
				B15	B16		
11060	11060-1097	GASKET,COVER,LH		1		1	
11060A	11060-1098	GASKET,PULSING COIL COVER		1		1	
11060B	11060-1099	GASKET,CLUTCH COVER		1		1	
13270	13270-1081	PLATE,SOUND ARRESTER		1		1	
14024	14024-1153	COVER,LH		1		1	
14024A	14024-1154	COVER,PULSING COIL		1		1	
14032	14032-1374	COVER-CLUTCH		1		1	
14090	14090-1417	COVER FRONT BEVEL		1		1	
92002	92002-1449	BOLT,6X10		4		4	
92002A	92002-1814	BOLT		3		3	
92002B	92002-1815	BOLT		1		1	
92022	92022-1823	WASHER		4		4	
92075	92075-1855	DAMPER		4		4	
92075A	92075-1856	DAMPER		4		4	
92160	92160-1443	DAMPER,SOUND ARRESTER		1		1	
132	132E0625	BOLT,FLANGED-SMALL		11		11	
132A	132E0630	BOLT,FLANGED-SMALL		4		4	

This catalog covers:
 '01~'02 ZG1200-B15/B16 Engine

Kawasaki Motors Corp., U.S.A.

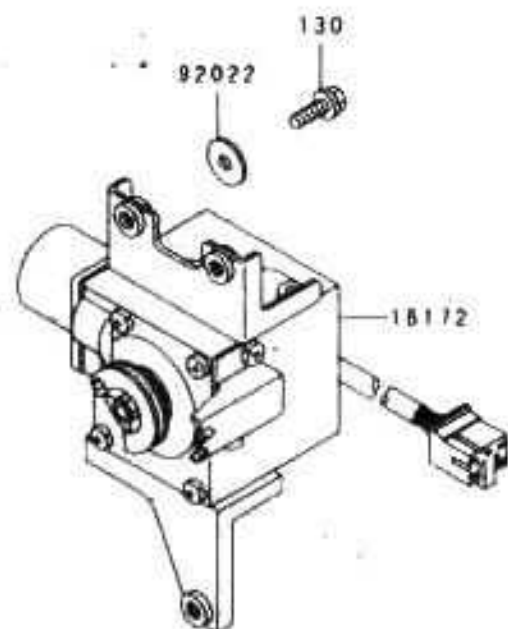
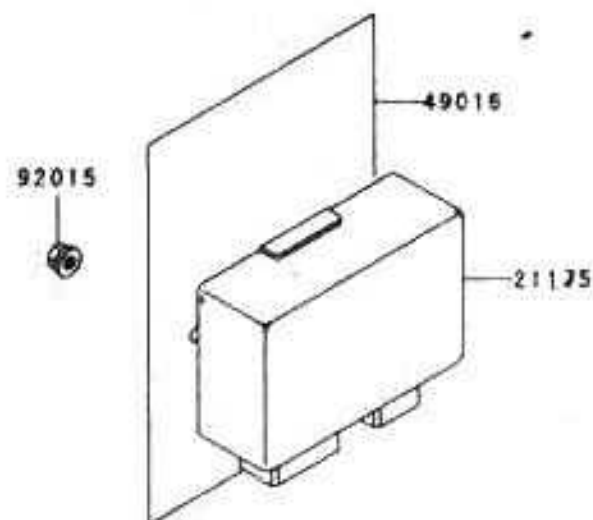
This grid covers:
 Breather Cover/Oil Pan



E1432

Ref. No.	Part No.	Description	Spec Code	Quantity-ZG1200			
				D1	D2		
				B15	B16		
11060	11060-1100	GASKET BREATHER BODY		1	1		
11060A	11060-1101	GASKET OIL PAN		1	1		
14070	14070-1062	BODY-BREATHER		1	1		
16165	16165-1057	SEPARATOR BREATHER BODY		1	1		
27010	27010-1313	SWITCH OIL PRESSURE		1	1		
49034	49034-1110	PAN-OIL		1	1		
92002	92002-1612	BOLT 6X25		1	1		
92002A	92002-1657	BOLT 6X40		1	1		
92062	92062-1080	NOZZLE 6X8 YELLOW		1	1		
92065	92065-097	GASKET 12X22X2 DRAIN PLUG		2	2		
92066	92066-1174	PLUG OIL DRAIN 12X15		2	2		
132	132E0625	BOLT-FLANGED SMALL		7	7		
132A	132E0640	BOLT-FLANGED SMALL		7	7		
235	235B0610	SCREW PAN-WP-CROS		1	1		
671	671B2590	O RING 90MM		1	1		

This catalog covers:
'01~'02 ZG1200-B15/B16 Engine



E1501

This grid covers:
Cruise Control

Kawasaki Motors Corp., U.S.A.

Ref. No.	Part No.	Description	Spec Code	Quantity-ZG1200				
				'01	'02			
				B15	B16			
16172	16172-1051	ACTUATOR			1	1		
21175	21175-1056	CONTROL UNIT-ELECTRONIC			1	1		
49016	49016-1132	COVER-SEAL CRUISE CANCEL			1	1		
92015	92015-1259	NUT FLANGED 5MM			3	3		
92022	92022-125	WASHER 6.5X20X1.6			2	2		
130	130G0620	BOLT-FLANGED 6X20			2	2		

This catalog covers:
 '01~'02 ZG1200-B15/B16 Engine

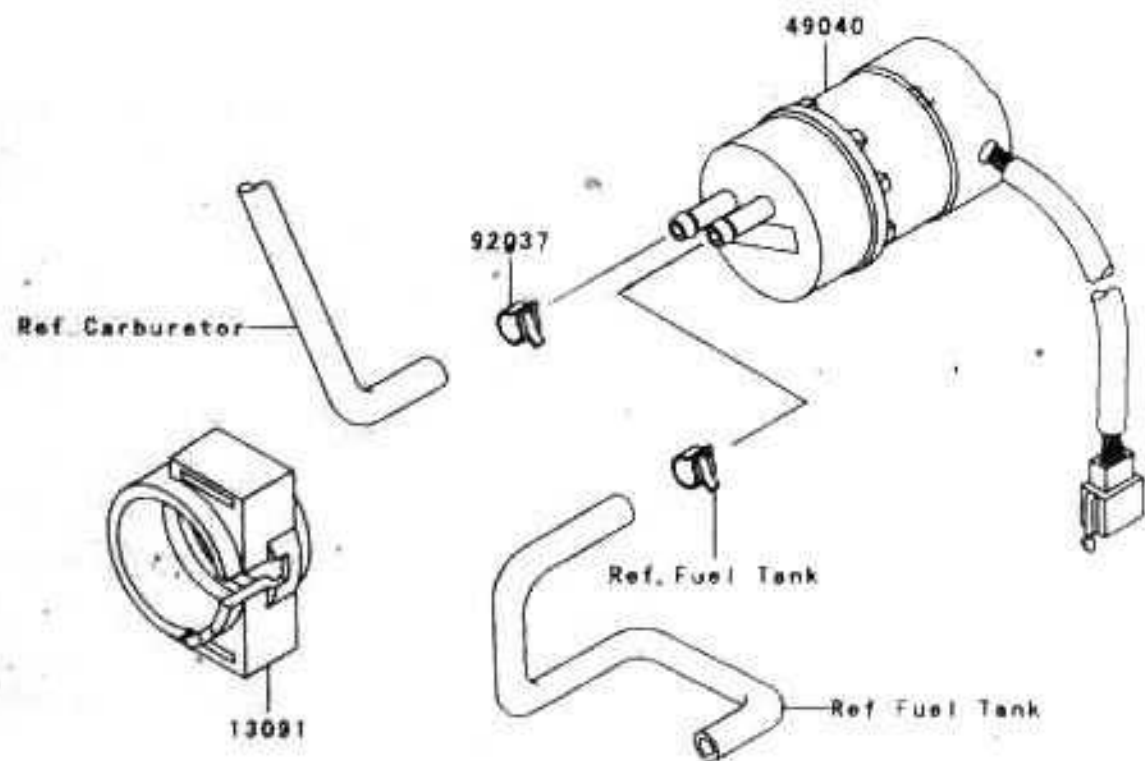


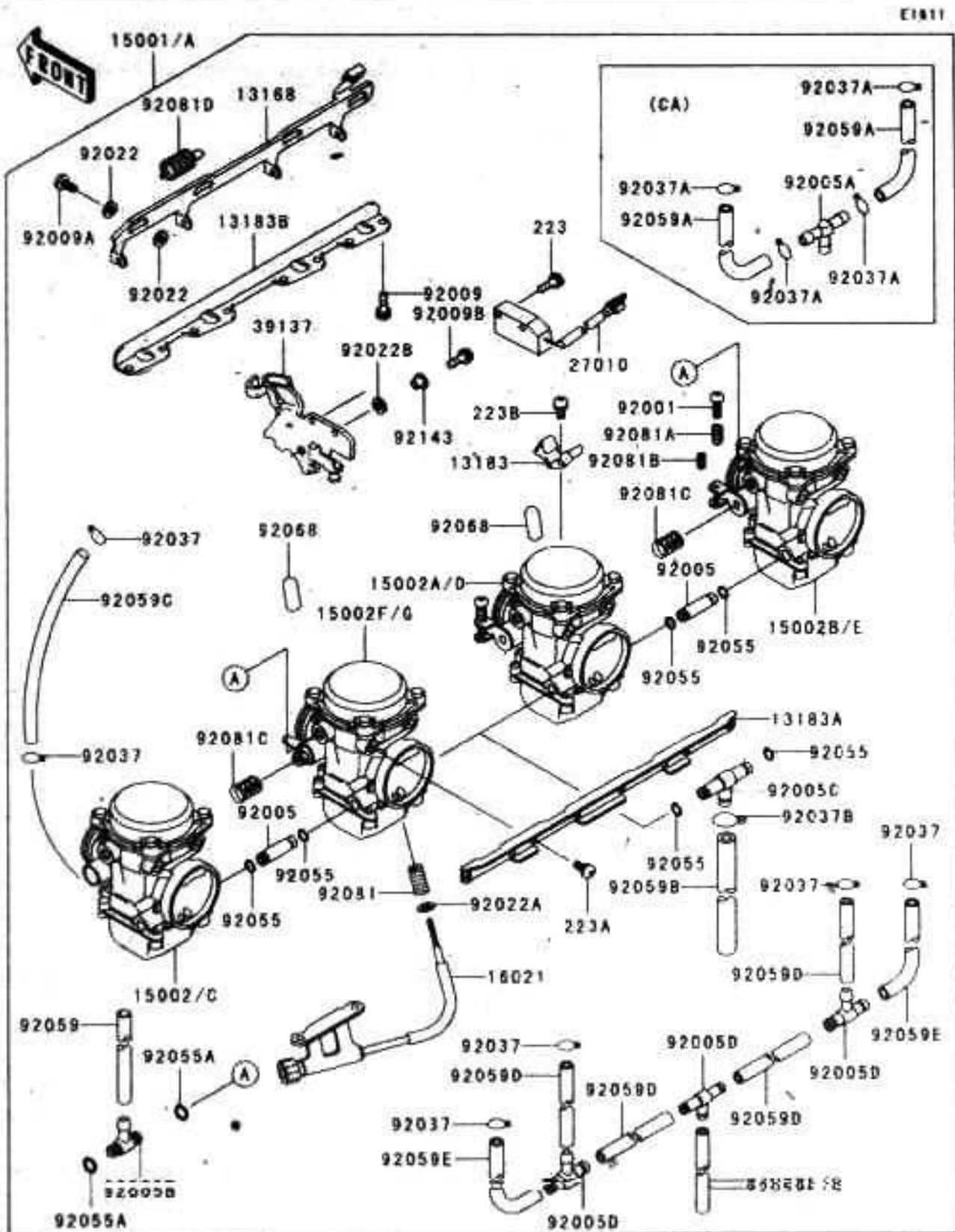
E1520

This grid covers:
Fuel Pump

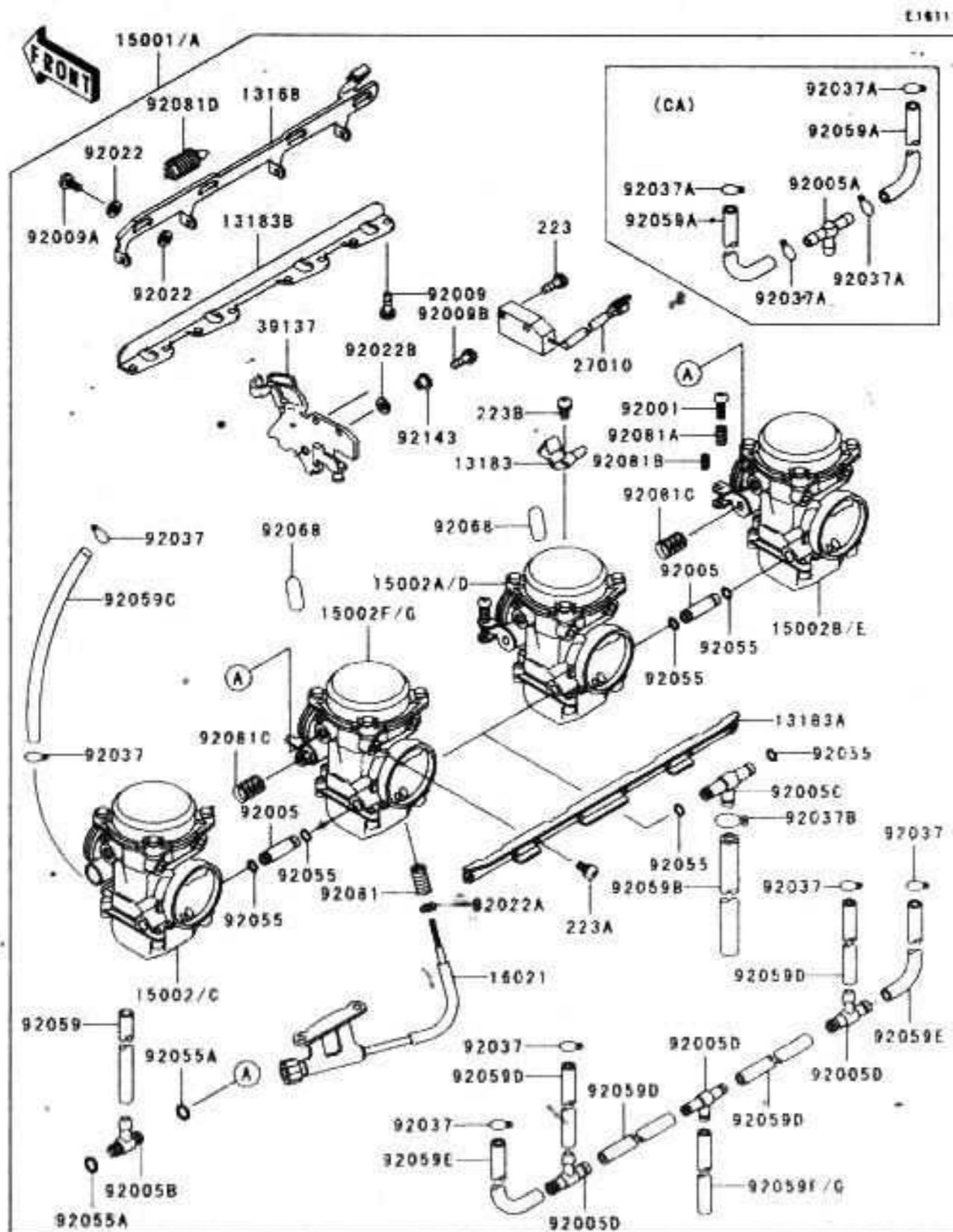
Kawasaki Motors Corp., U.S.A.

Ref. No.	Part No.	Description	Spec Code	Quantity-ZG1200			
				'01	'02		
13091	13091-1512	HOLDER		1	1		
49040	49040-1063	PUMP-FUEL		1	1		
92037	92037-1505	CLAMP.TUBE		1	1		

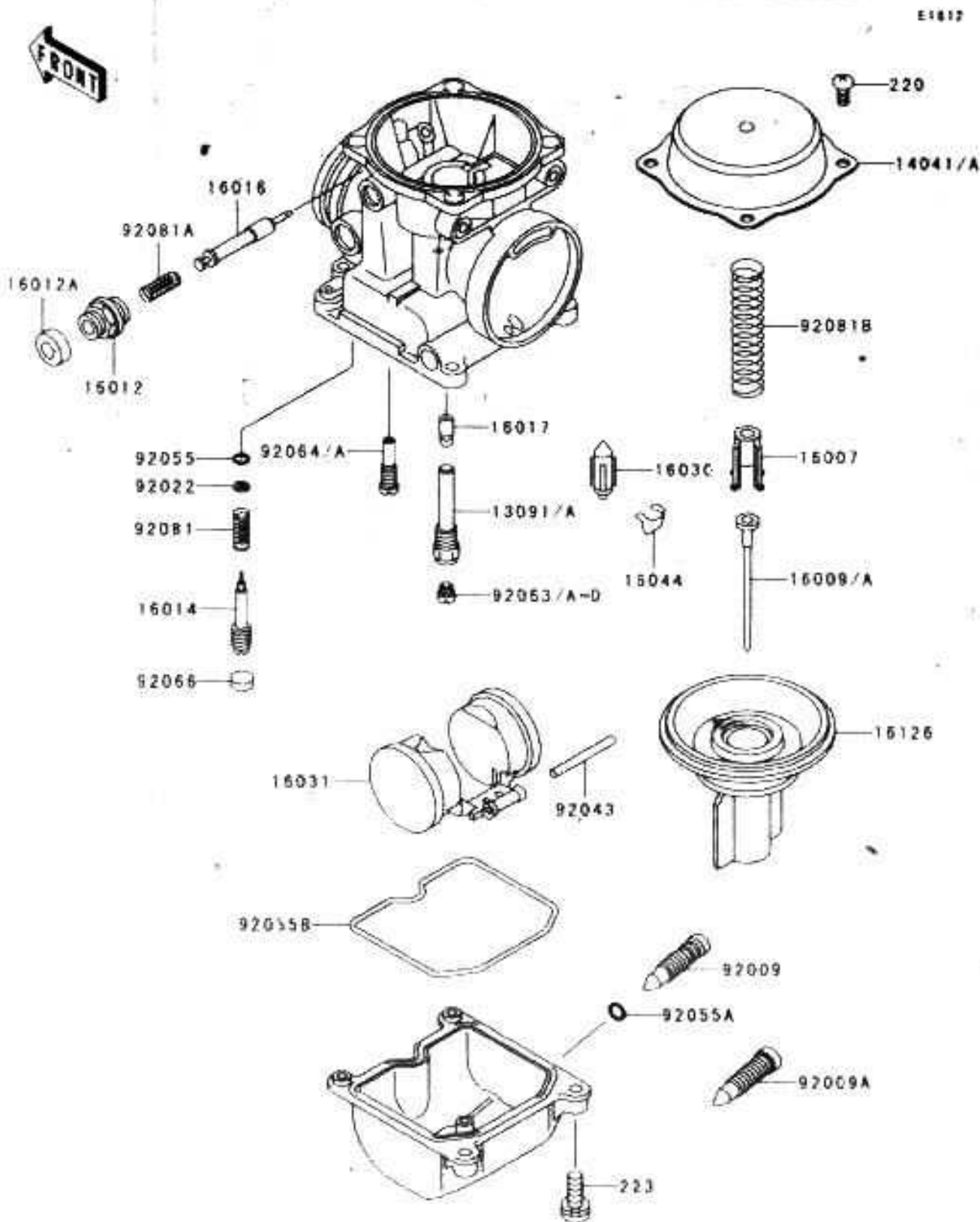




Ref. No.	Part No.	Description	Spec Code	Quantity-ZG1200			
				'01	'02	B15	B16
13168	13168-1337	LEVER,STARTER		1	1		
13183	13183-1033	PLATE,STARTER CABLE		1	1		
13183A	13183-1049	PLATE,CARBURTOR STAY,UPP		1	1		
13183B	13183-1050	PLATE,CARBURETOR STAY,LWR,6MM		1	1		
15001	15001-1371	CARBURETOR-ASSY					
			CN,US	1	1		
15001A	15001-1373	CARBURETOR-ASSY *					
			CA	1	1		
15002	15002-1370	CARBURETOR,LH,OUTSIDE					
			CN,US	1	1		
15002A	15002-1372	CARBURETOR,RH,INSIDE					
			CN,US	1	1		
15002B	15002-1373	CARBURETOR,RH,OUTSIDE					
			CN,US	1	1		
15002C	15002-1374	CARBURETOR,LH,OUTSIDE					
			CA	1	1		
15002D	15002-1375	CARBURETOR,RH,INSIDE					
			CA	1	1		
15002E	15002-1377	CARBURETOR,RH,OUTSIDE					
			CA	1	1		
15002F	15002-1506	CARBURETOR,LH,INSIDE					
			CN,US	1	1		
15002G	15002-1507	CARBURETOR,LH,INSIDE					
			CA	1	1		
16021	16021-1101	SCREW-THROTTLE STOP		1	1		
27010	27010-1237	SWITCH CRUISE CANCEL		1	1		
39137	39137-1058	STAY COMP		1	1		
92001	92001-1898	BOLT,THROTTLE ADJUST		3	3		
92005	92005-1109	FITTING,FUEL,I-TYPE		2	2		
92005A	92005-1119	FITTING,T-TYPE					
			CA	1	1		
92005B	92005-1125	FITTING,T-TYPE		2	2		
92005C	92005-1148	FITTING,T-TYPE		1	1		
92005D	92005-1151	FITTING,T-TYPE		3	3		
92009	92009-1129	SCREW,6X16		8	8		
92009A	92009-1262	SCREW		3	3		
92009B	92009-1483	SCREW		1	1		
92022	92022-1192	WASHER,5-1X11X0.8,POLYACETAL		6	6		
92022A	92022-1480	WASHER,PLAIN,STOP SPRING		1	1		
92022B	92022-1902	WASHER		1	1		
92037	92037-1142	CLAMP,TUBE		6	6		



Ref. No.	Part No.	Description	Spec Code	Quantity-ZG1200			
				'01 B15	'02 B16		
92037A	92037-1194	CLAMP TUBE					
	 CA		4	4		
92037B	92037-1826	CLAMP FUEL TUBE		1	1		
92055	92055-1004	RING-O		6	6		
92055A	92055-1223	RING-O FUEL FITTING		4	4		
92059	92059-1596	TUBE 6 5X9 5X260					
	 CN,US		2	2		
92059A	92059-1635	TUBE 7X11X240					
	 CA		2	2		
92059B	92059-1740	TUBE 5 3X10 5X210		1	1		
92059C	92059-1741	TUBE 3X7X420		1	1		
92059D	92059-1746	TUBE 3 5X6 5X40		4	4		
92059E	92059-1747	TUBE 3 5X6 5X90		2	2		
92059F	92059-1748	TUBE 3 5X6 5X420					
	 CN,US		1	1		
92059G	92059-1749	TUBE 3 5X6 5X220					
	 CA		1	1		
92068	92068-006	PLUG 12X25					
	 CN,US		2	2		
92081	92081-1617	SPRING THROTTLE STOP SCREW		1	1		
92081A	92081-1620	SPRING THROTTLE ADJUST UPP		3	3		
92081B	92081-1621	SPRING THROTTLE ADJUST LWR		3	3		
92081C	92081-1622	SPRING THROTTLE ADJUST CNT		2	2		
92081D	92081-1913	SPRING STARTER LEVER		1	1		
92143	92143-1146	COLLAR		1	1		
223	223C0416	SCREW-PAN-WS-CROS		2	2		
223A	223C0510	SCREW-PAN-WS-CROS		8	8		
223B	223D0410	SCREW-PAN-WS-CROS		1	1		

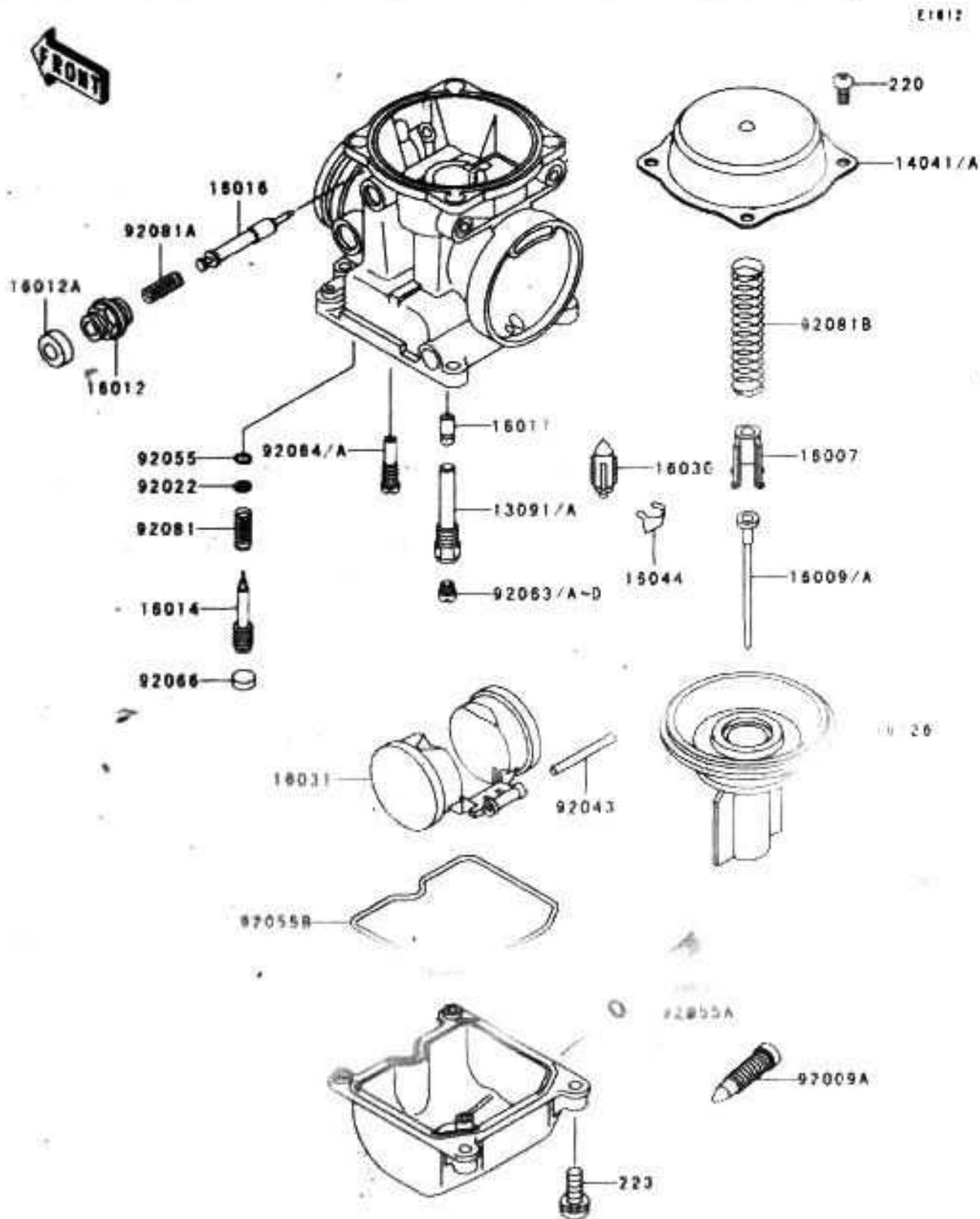


Ref. No.	Part No.	Description	Spec Code	Quantity-ZG1200			
				'01 B15	'02 B16		
13091	13091-1259	HOLDER, NEEDLE JET					
	L		CN,US	4	4		
13091A	13091-1463	HOLDER, NEEDLE JET					
	L		CA	4	4		
14041	14041-1076	TOP-CHAMBER MIXING, OUTSIDE					
14041A	14041-1077	TOP-CHAMBER MIXING, INSIDE					
16007	16007-1120	SEAT-SPRING, THROTTLE VALVE					
				4	4		
16009	16009-1316	NEEDLE-JET, N36G					
	L		CN,US	4	4		
16009A	16009-1317	NEEDLE-JET, N36H					
	L		CA	4	4		
16012	16012-1051	CAP-STARTER PLUNGER					
16012A	16012-1052	CAP-STARTER PLUNGER					
16014	16014-1054	SCREW-PILOT AIR					
				4	4		
16016	16016-1061	PLUNGER, STARTER					
				4	4		
16017	16017-1316	JET-NEEDLE					
				4	4		
16030	16030-1007	VALVE-FLOAT					
				4	4		
16031	16031-1056	FLOAT					
				4	4		
16044	16044-007	CLAMP, FLOAT VALVE					
				4	4		
16126	16126-1159	VALVE, VACUUM					
				4	4		
92009	92009-1095	SCREW, DRAIN M6X1.0					
				4	4		
92009A	92009-1551	SCREW, DRAIN M6X0.75					
				4	4		
92022	92022-1003	WASHER, PLAIN					
				4	4		
92043	92043-1207	PIN, FLOAT					
				4	4		
92055	92055-1002	RING-O, PILOT ADJUST					
				4	4		
92055A	92055-1053	RING-O, DRAIN SCREW					
				4	4		
92055B	92055-1222	RING-O, FLOAT CHAMBER					
				4	4		
92063	92063-1007	JET-MAIN #110					
				4	4		
		(RACING USE ONLY)					
92063A	92063-1009	JET-MAIN #105					
				4	4		
		(RACING USE ONLY)					
92063B	92063-1115	JET MAIN #102					
				4	4		
		(RACING USE ONLY)					
92063C	92063-1116	JET-MAIN #108					
				4	4		
92063D	92063-1117	JET-MAIN #112					
				4	4		
		(RACING USE ONLY)					
92064	92064-1101	JET-PILOT #35					
				4	4		
		(RACING USE ONLY)					
92064A	92064-1119	JET-PILOT #38					
				4	4		
92066	92066-1051	PLUS, PILOT AIR SCREW 6.9X2					
				4	4		
92081	92081-1002	SPRING, PILOT ADJUST SCREW					
				4	4		

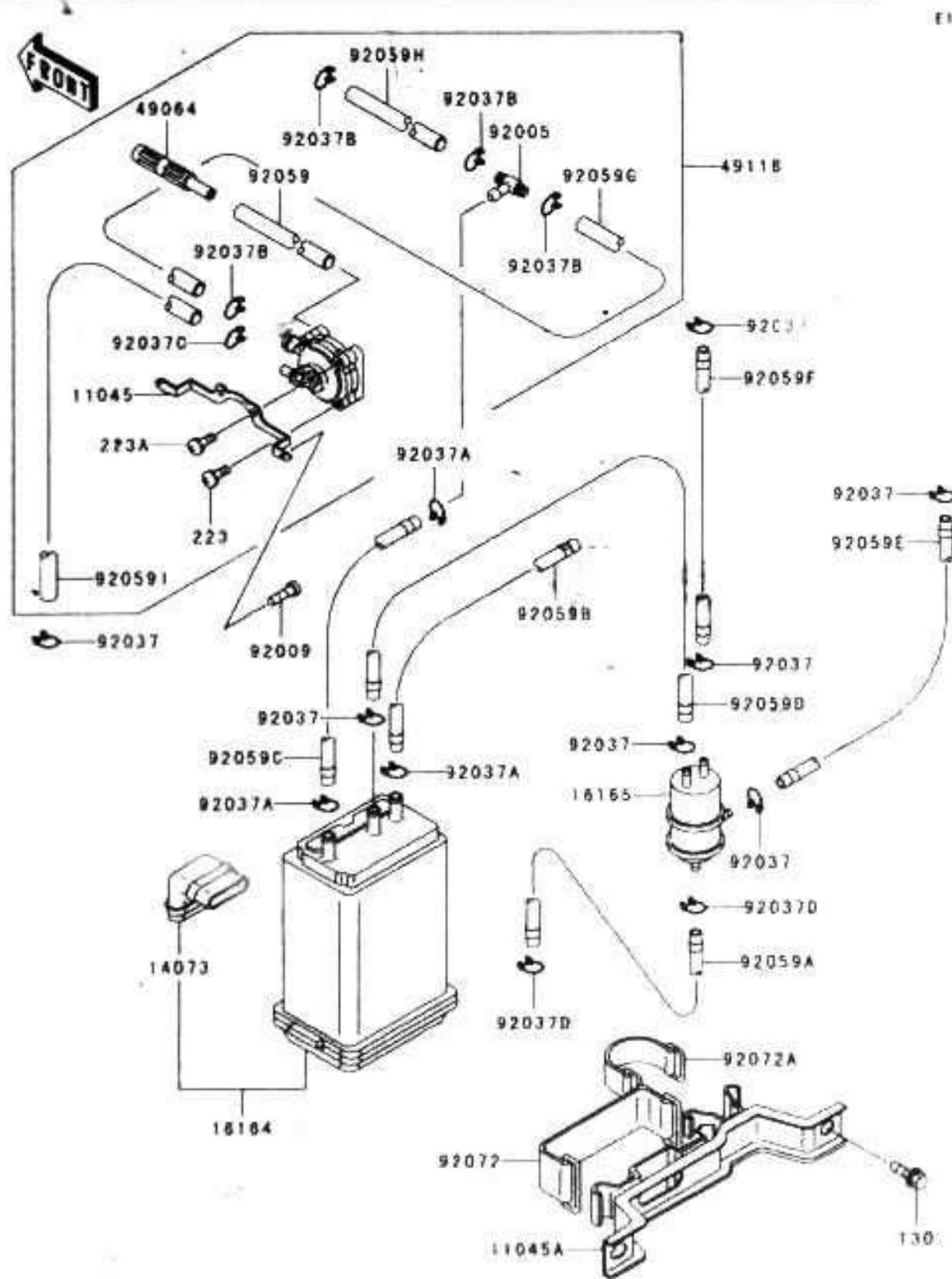
This catalog covers:
'01~'02 ZG1200-B15/B16 Engine

This grid covers:
Carburetor Parts(2/2)

Kawasaki Motors Corp. U.S.A.



Ref. No.	Part No.	Description	Spec Code	Quantity-ZG1200			
				'01	'02		
				B15	B16		
92081A	92081-1761	SPRING STARTER PLUNGER	4	4			
92081B	92081-1925	SPRING VACUUM VALVE	4	4			
220	220B0408	SCREW-PAN-CROSS	15	15			
223	223C0416	SCREW-PAN-WS-CROSS	16	16			



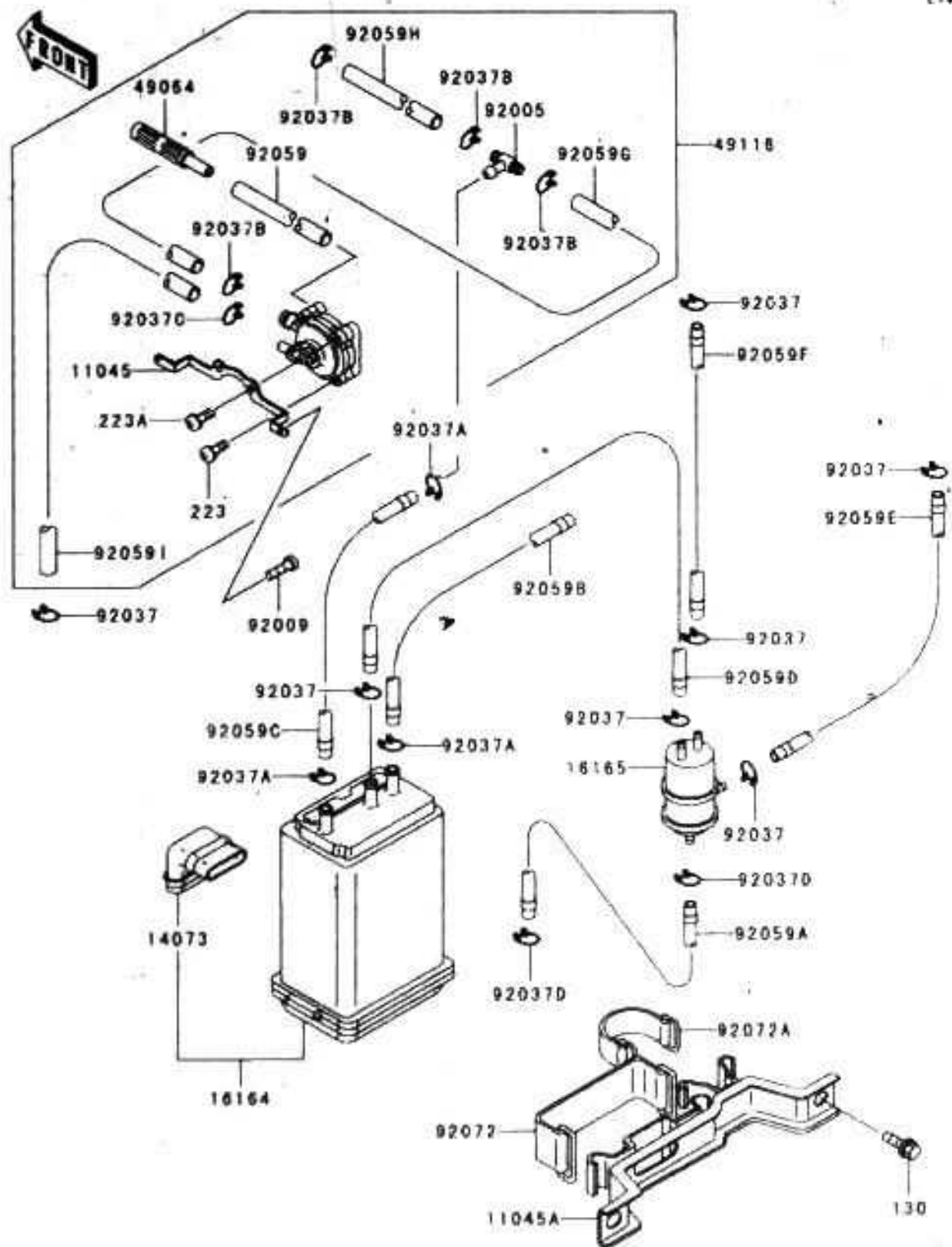
F1150

Ref. No.	Part No.	Description	Spec Code	Quantity-ZG1200			
				01	02		
11045	11045-127B	BRACKET VALVE					
	L		CA	1	1		
11045A	11045-1819	BRACKET,CANISTER					
	L		CA	1	1		
14073	14073-117B	DUCT,CANISTER					
	L		CA	1	1		
18164	18164-1066	CANISTER					
	L		CA	1	1		
18165	18165-1001	SEPARATOR					
	L		CA	1	1		
49064	49064-1051	FILTER-AIR VALVE					
	L		CA	1	1		
4911B	4911B-1066	VALVE ASSY					
	L		CA	1	1		
92005	92005-1119	FITTING T TYPE					
	L		CA	1	1		
92009	92009-1264	SCREW TORX 5X16					
	L		CA	2	2		
92037	92037-010	CLAMP TUBE					
	L		CA	7	7		
92037A	92037-1104	CLAMP HOSE					
	L		CA	3	3		
92037B	92037-1194	CLAMP TUBE					
	L		CA	4	4		
92037C	92037-1396	CLAMP TUBE					
	L		CA	1	1		
92037D	92037-1712	CLAMP					
	L		CA	2	2		
92059	92059-1635	TUBE 7X11X240					
	L		CA	1	1		
92059A	92059-1678	TUBE 4X9X730 WHITE					
	L		CA	1	1		
92059B	92059-1679	TUBE 7X12X760 GREEN					
	L		CA	1	1		
92059C	92059-1680	TUBE 7X12X360 YELLOW					
	L		CA	1	1		
92059D	92059-1681	TUBE 5X8X140 BLUE					
	L		CA	1	1		
92059E	92059-1682	TUBE 5X8X540 RED					
	L		CA	1	1		
92059F	92059-1683	TUBE 5X8X430 BLUE					
	L		CA	1	1		
92059G	92059-1737	TUBE 7X11X180					
	L		CA	1	1		

This catalog covers:
'01~'02 ZG1200-B15/B16 Engine

This grid covers:
Fuel Evaporative System(2/2)(CA)

Kawasaki Motors Corp., U.S.A.



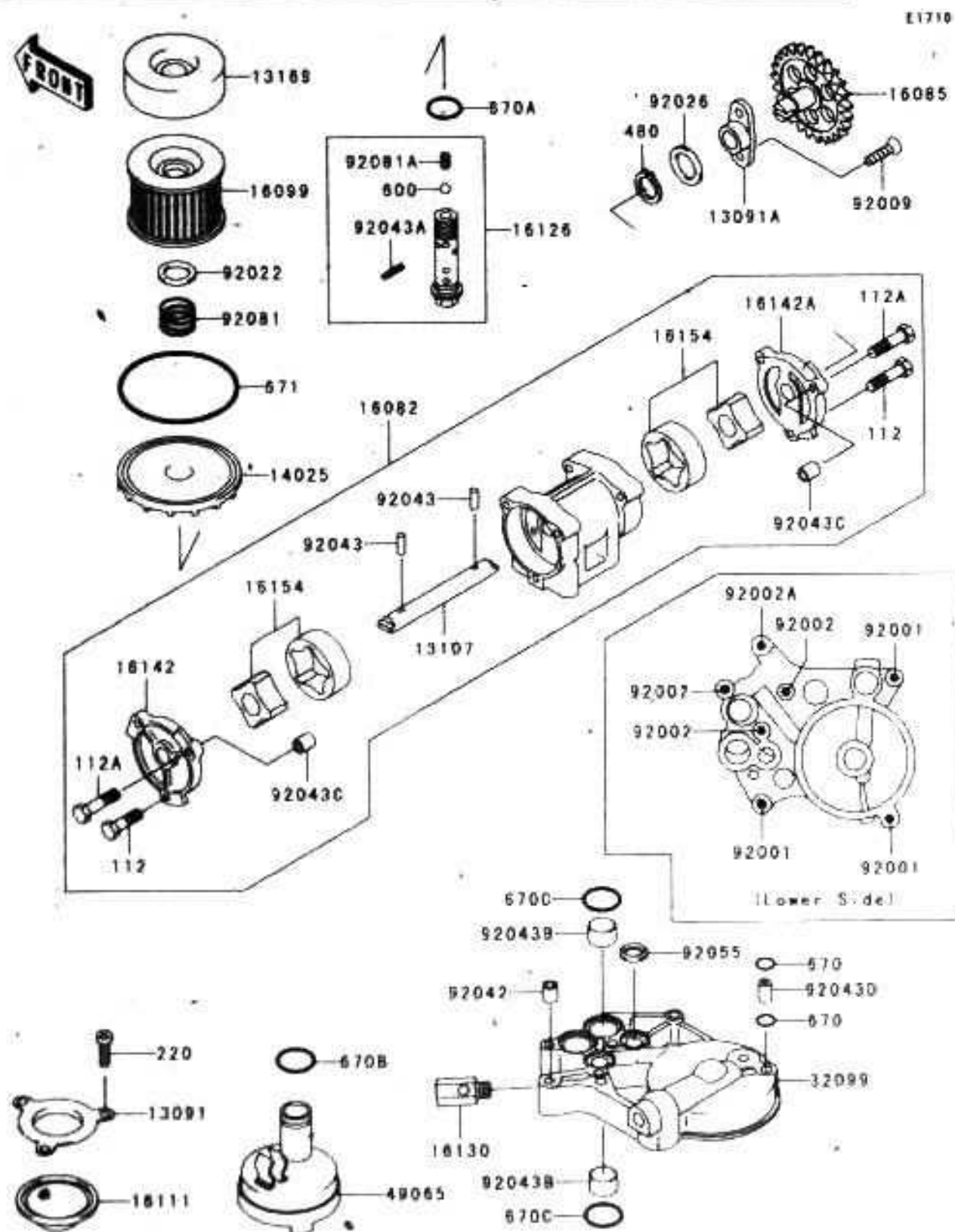
E1860

Ref. No.	Part No.	Description	Spec Code	Quantity-ZG1200			
				'01	'02		
				B15	B16		
92059H	92059-1738	TUBE,7X11X45					
	L CA	1	1			
92059I	92059-1739	TUBE,3.5X7.5X300					
	L CA	1	1			
92072	92072-006	BAND,L=142.1					
	L CA	1	1			
92072A	92072-1419	BAND,L=50					
	L CA	1	1			
130	130B0610	BOLT-FLANGED,6X10					
	L CA	2	2			
223	223C0416	SCREW-PAN-WS-CROS					
	L CA	2	2			
223A	223C041B	SCREW-PAN-WS-CROS					
	L CA	2	2			

This catalog covers:
'01~'02 ZG1200-B15/B16 Engine

This grid covers:
Oil Pump/Oil Filter(1/2)

Kawasaki Motors Corp. U.S.A.

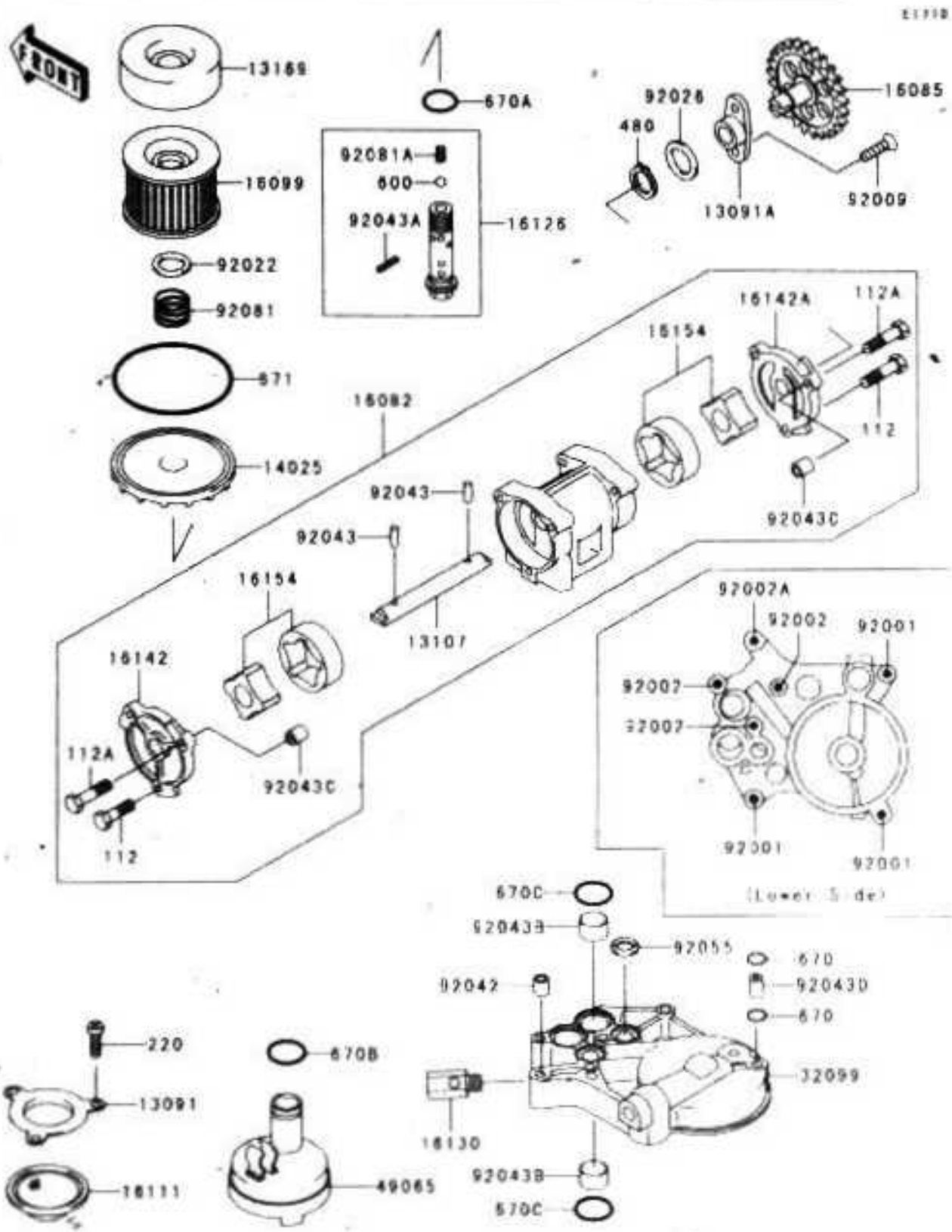


Ref. No.	Part No.	Description	Spec Code	Quantity-ZG1200			
				'01	'02	B15	B16
13091	13091-1274	HOLDER OIL FILTER			1	1	
13091A	13091-1333	HOLDER PUMP GEAR			1	1	
13107	13107-1191	SHAFT			1	1	
13169	13169-1313	PLATE OIL FILTER			1	1	
14025	14025-1422	COVER OIL FILTER F BLACK			1	1	
16082	16082-1076	PUMP-ASSY OIL			1	1	
16085	16085-1153	GEAR OIL PUMP35T			1	1	
16099	16099-003	ELEMENT-OIL FILTER			1	1	
16111	16111-003	FILTER OIL			1	1	
16126	16126-1108	VALVE OIL FILTER			1	1	
16130	16130-1001	VALVE ASSY-RELIEF			1	1	
16142	16142-1070	COVER PUMPLH			1	1	
16142A	16142-1071	COVER PUMPRH			1	1	
16154	16154-1062	ROTOR-PUMP			2	2	
32099	32099-1082	CASE OIL FILTER			1	1	
49065	49065-1055	FILTER-OIL			1	1	
92001	92001-1105	BOLT FLANGED 6X38			3	3	
92002	92002-1431	BOLT 6X38			3	3	
92002A	92002-1881	BOLT 6X43			1	1	
92009	92009-1360	SCREW W 6X16			2	2	
92022	92022-1012	WASHER 20 5X30X1			1	1	
92026	92026-1534	SPACER 14X20X1.0			1	1	
92042	92042-007	PIN DOWEL 6.3X8X14			1	1	
92043	92043-1061	PIN DOWEL 5X17 F			2	2	
92043A	92043-1111	PIN SPRING 2X20			1	1	
92043B	92043-1213	PIN 16X20X12			3	3	
92043C	92043-1302	PIN DOWEL 8X10			2	2	
92043D	92043-1304	PIN			1	1	
92055	92055-077	RING O 19.5MM			2	2	
92081	92081-1018	SPRING OIL FILTER			1	1	
92081A	92081-109	SPRING			1	1	
112	112G0818	BOLT UPSET			4	4	
112A	112G0625	BOLT UPSET			2	2	
220	220B0612	SCREW-PAN-CROS 6X12			3	3	
480	480J1400	CIRCLIP-TYPE C 14MM			1	1	
600	600A1200	BALL-STEEL 3/8"			1	1	
670	670B1505	O RING 5MM			2	2	
670A	670B2016	O RING 16MM			1	1	
670B	670B2018	O RING 18MM			1	1	
670C	670D2020	O RING 20MM			3	3	

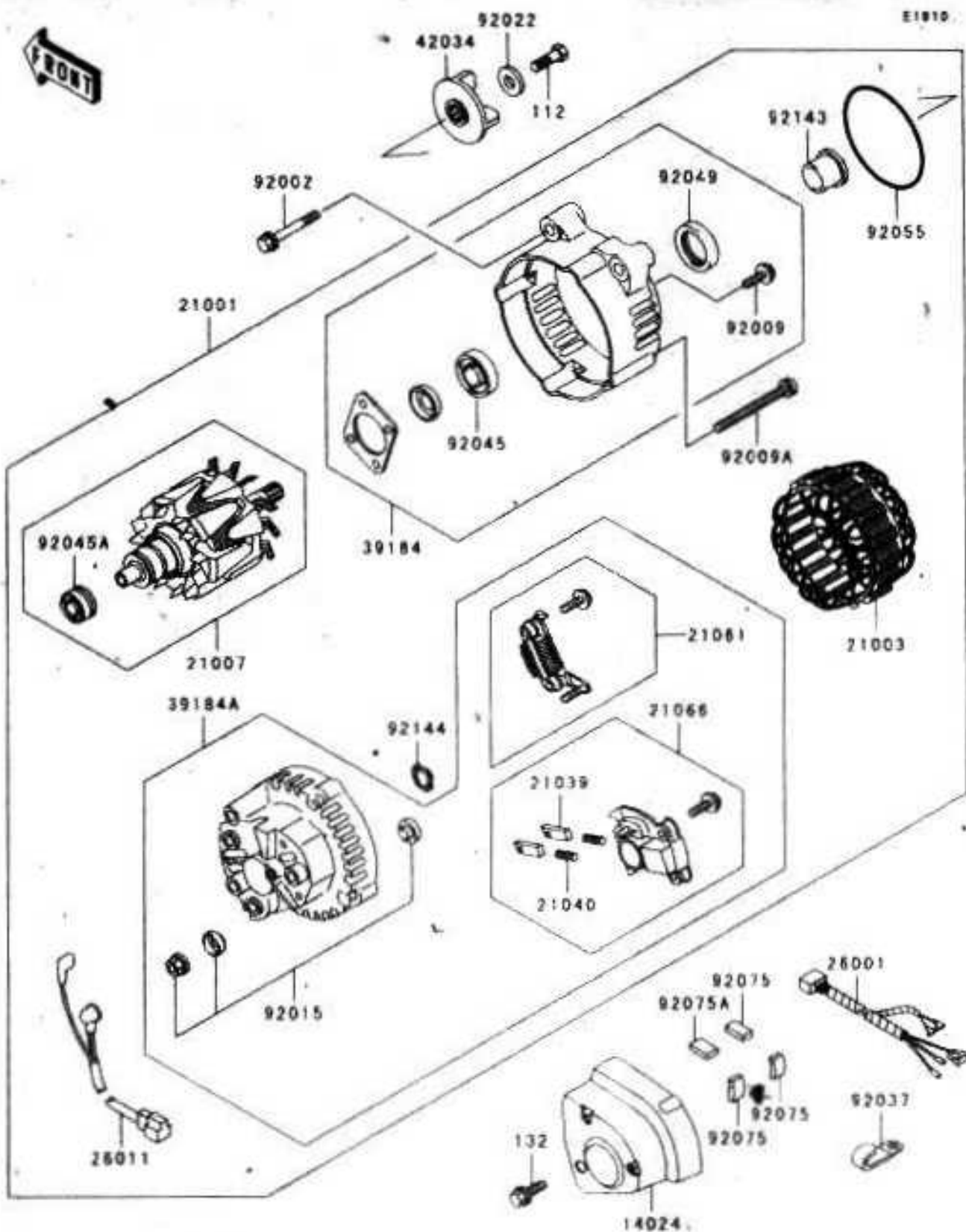
This catalog covers:
'01~'02 ZG1200-B15/B16 Engine

Kawasaki Motors Corp. U.S.A.

This grid covers:
Oil Pump/Oil Filter(2/2)



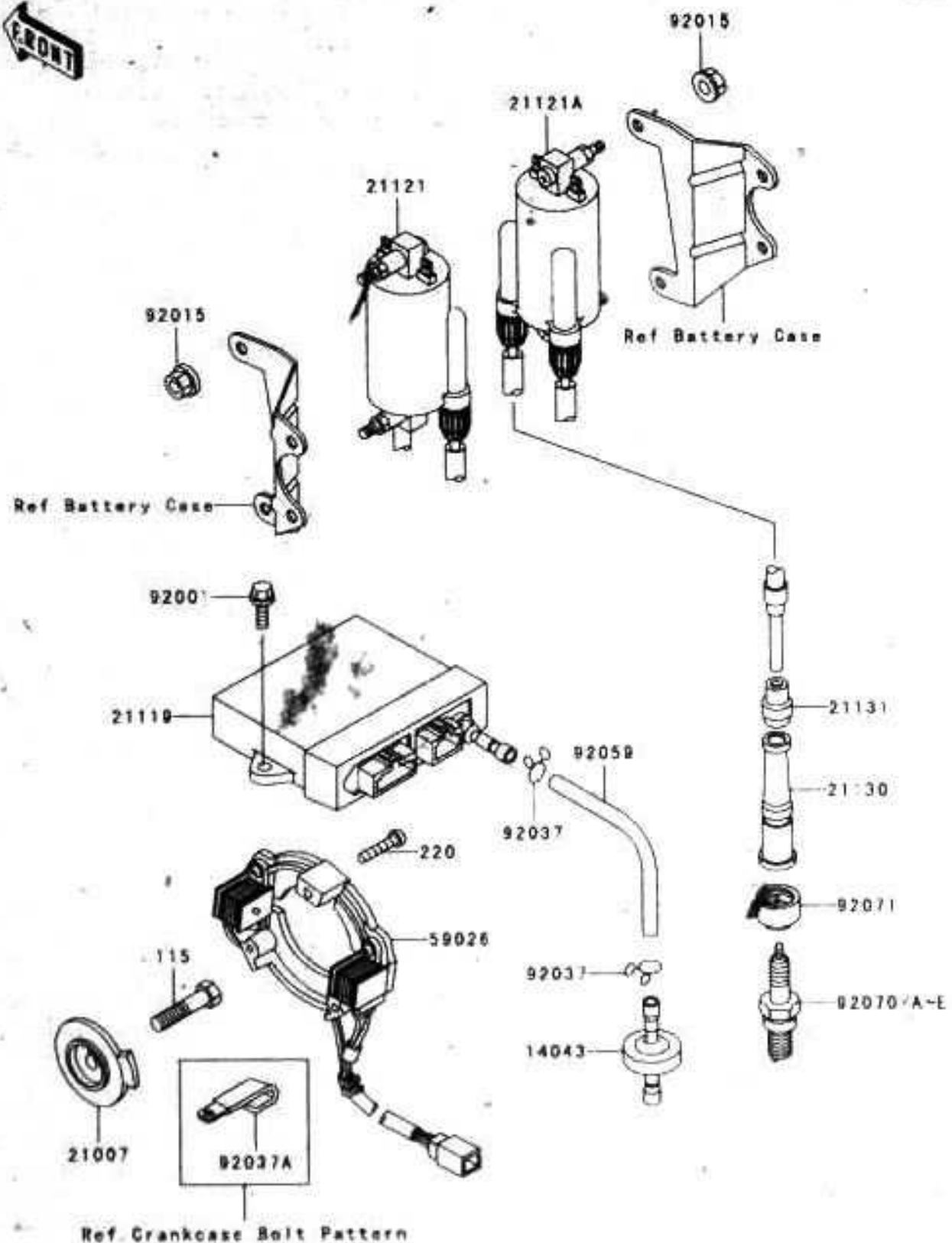
Ref. No.	Part No.	Description	Spec Code	Quantity-ZG1200			
				'01	'02		
671	671B2590	O RING, 90MM					



Ref. No.	Part No.	Description	Spec Code	Quantity-ZG1200			
				D1		D2	
				B15	B16		
14024	14024-1294	COVER GENERATOR	1	1			
21001	21001-1121	GENERATOR	1	1			
21003	21003-1162	STATOR GENERATOR	1	1			
21007	21007-1152	ROTOR GENERATOR	1	1			
21039	21039-1058	BRUSH CARBON	2	2			
21040	21040-1054	SPRING-BRUSH	2	2			
21061	21061-1056	RECTIFIER	1	1			
21066	21066-1062	REGULATOR-VOLTAGE	1	1			
26001	26001-1761	HARNESS	2	1			
26011	26011-1379	WIRE-LEAD GENERATOR	1	1			
39184	39184-1063	BRACKET ASSY FR	1	1			
39184A	39184-1064	BRACKET ASSY RR	1	1			
42034	42034-1084	COUPLING	1	1			
92002	92002-1658	BOLT 6X45	3	3			
92009	92009-1451	SCREW	4	4			
92009A	92009-1452	SCREW	4	4			
92015	92015-1624	NUT	1	1			
92022	92022-1517	WASHER 6X19 5X2	1	1			
92037	92037-1539	CLAMP L-45	3	3			
92045	92045-1181	BEARING BALL	1	1			
92045A	92045-1279	BEARING BALL	1	1			
92049	92049-1274	SEAL OIL	1	1			
92055	92055-1365	RING O	1	1			
92075	92075-1866	DAMPER	3	3			
92075A	92075-1867	DAMPER	1	1			
92143	92143-1054	COLLAR	1	1			
92144	92144-1057	SPRING WASHER	1	1			
112	112G0616	BOLT UPSE 1	1	1			
132	132E0610	BOLT FLANGED SMALL	3	3			



ET830

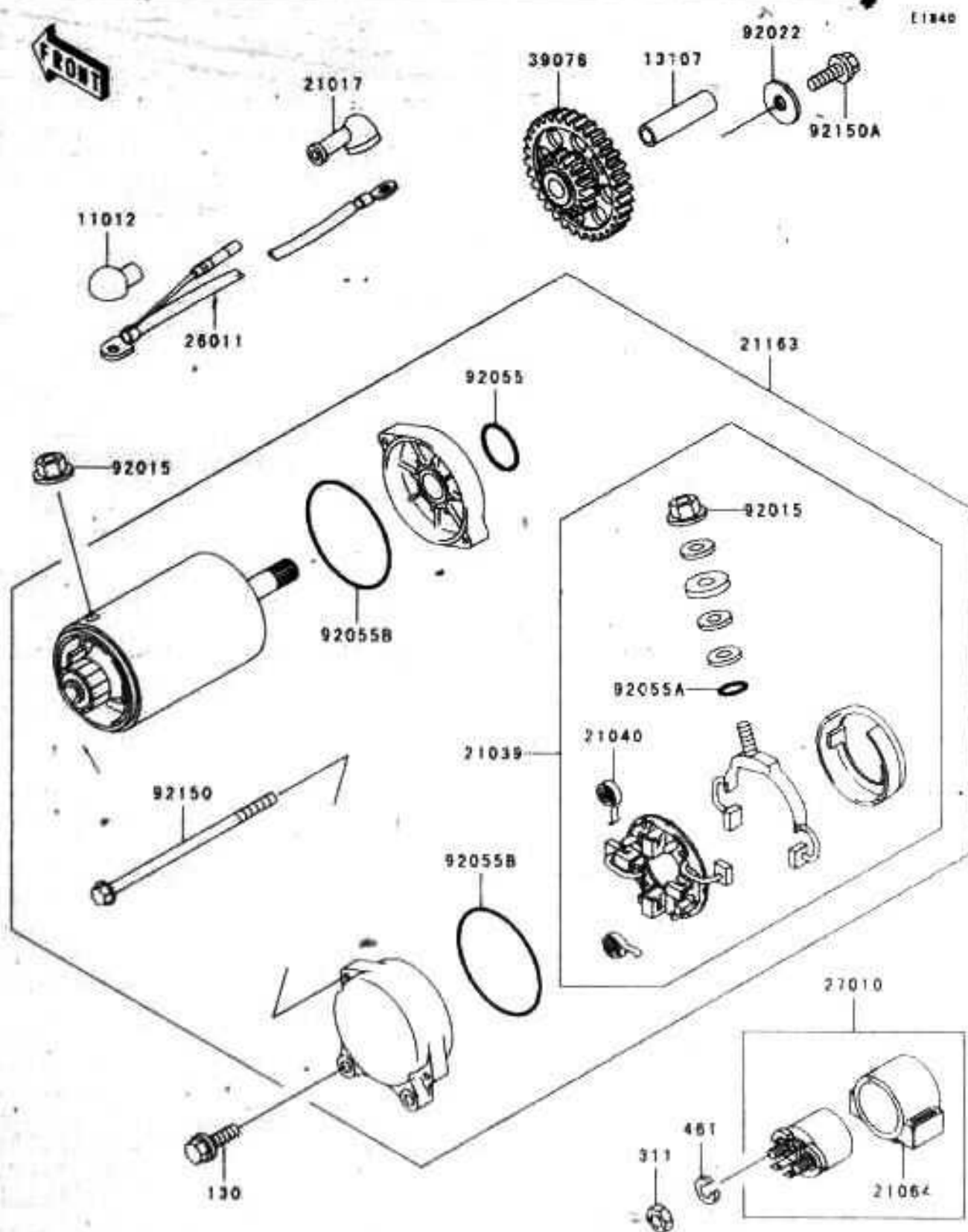


Ref. No.	Part No.	Description	Quantity-ZG1200			
			'01 B15	'02 B16		
14043	14043-1060	FILTER	1	1		
21007	21007-1137	ROTOR, PULSING COIL	1	1		
21119	21119-1248	IGNITER	1	1		
21121	21121-1142	COIL-IGNITION, #1&4	1	1		
21121A	21121-1143	COIL-IGNITION, #2&3	1	1		
21130	21130-019	CAP-SPARK PLUG	4	4		
21131	21131-005	GROMMET, HIGH TENSION	4	4		
59026	59026-1082	COIL PULSING	1	1		
92001	92001-1091	BOLT 6X20	2	2		
92015	92015-1193	NUT FLANGED 6MM	4	4		
92037	92037-1482	CLAMP TUBE	2	2		
92037A	92037-1539	CLAMP PL=45	1	1		
92059	92059-1687	TUBE 3X7X140	1	1		
92070	92070-1065	PLUG-SPARK DPR8EA-9(NGK)	4	4		
92070A	92070-1068	PLUG-SPARK DPR9EA-9(NGK) (OPTION)	4	4		
92070B	92070-1482	PLUG-SPARK X24EPR-U9(ND) (LOCAL PROCUREMENT ITEM) (OPTION)	4	4		
92070C	92070-1539	PLUG-SPARK X27EPR-U9(ND) (LOCAL PROCUREMENT ITEM) (OPTION)	4	4		
92070D	92070-1687	PLUG-SPARK X22EPR-U9(ND) (LOCAL PROCUREMENT ITEM) (OPTION)	4	4		
92070E	92070-1125	PLUG-SPARK DPR7EA9(NGK) (OPTION)	4	4		
92071	92071-1124	GROMMET PLUG CAP	4	4		
115	115G0830	BOLT SMALL UPSET 1.8X30	1	1		
220	220B0525	SCREW PAN GROS 5X25	3	3		

This catalog covers:
'01~'02 ZG1200-B15/B16 Engine

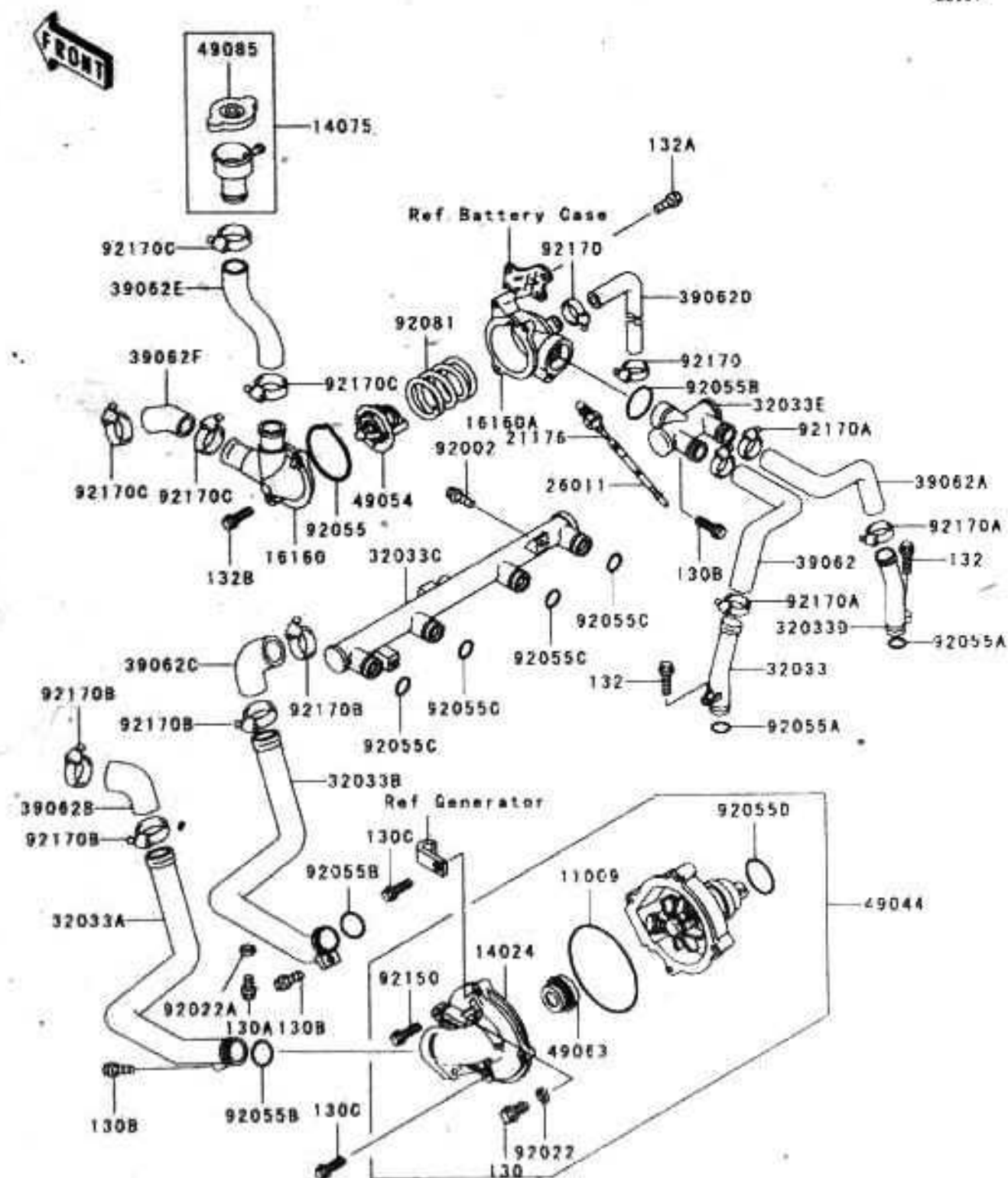
This grid covers:
Starter Motor

Kawasaki Motors Corp., U.S.A.



Ref. No.	Part No.	Description	Spec Code	Quantity-ZG1200			
				'01	'02		
				B15	B16		
11012	11012-1354	CAP TERMINAL	1	1			
13107	13107-1106	SHAFT IDLE GEAR	1	1			
21017	21017-017	GROMMET STARTER TERMINAL	1	1			
21039	21039-1060	BRUSH CARBON	1	1			
21040	21040-1055	SPRING-BRUSH	4	4			
21064	21064-002	DAMPER MAGNETIC SWITCH	1	1			
21163	21163-1196	STARTER-ELECTRIC	1	1			
26011	26011-1369	WIRE-LEAD STARTER MOTOR	1	1			
27010	27010-1209	SWITCH MAGNETIC	1	1			
39076	39076-1067	LIMITER STARTER IDLE	1	1			
92015	92015-1476	NUT STARTER MOTOR	2	2			
92022	92022-1517	WASHER 6X19.5X2	1	1			
92055	92055-1276	RING-O	1	1			
92055A	92055-1370	RING-O 4.5X2.0	1	1			
92055B	92055-1381	RING-O STARTER MOTOR	2	2			
92150	92150-1572	BOLT STARTER MOTOR	2	2			
92150A	92150-1826	BOLT 6X12	1	1			
130	130G0625	BOLT FLANGED 6X25	2	2			
311	311B0800	NUT HEX 6MM	2	2			
461	461F0600	WASHER-SPRING 6MM	2	2			

E3031



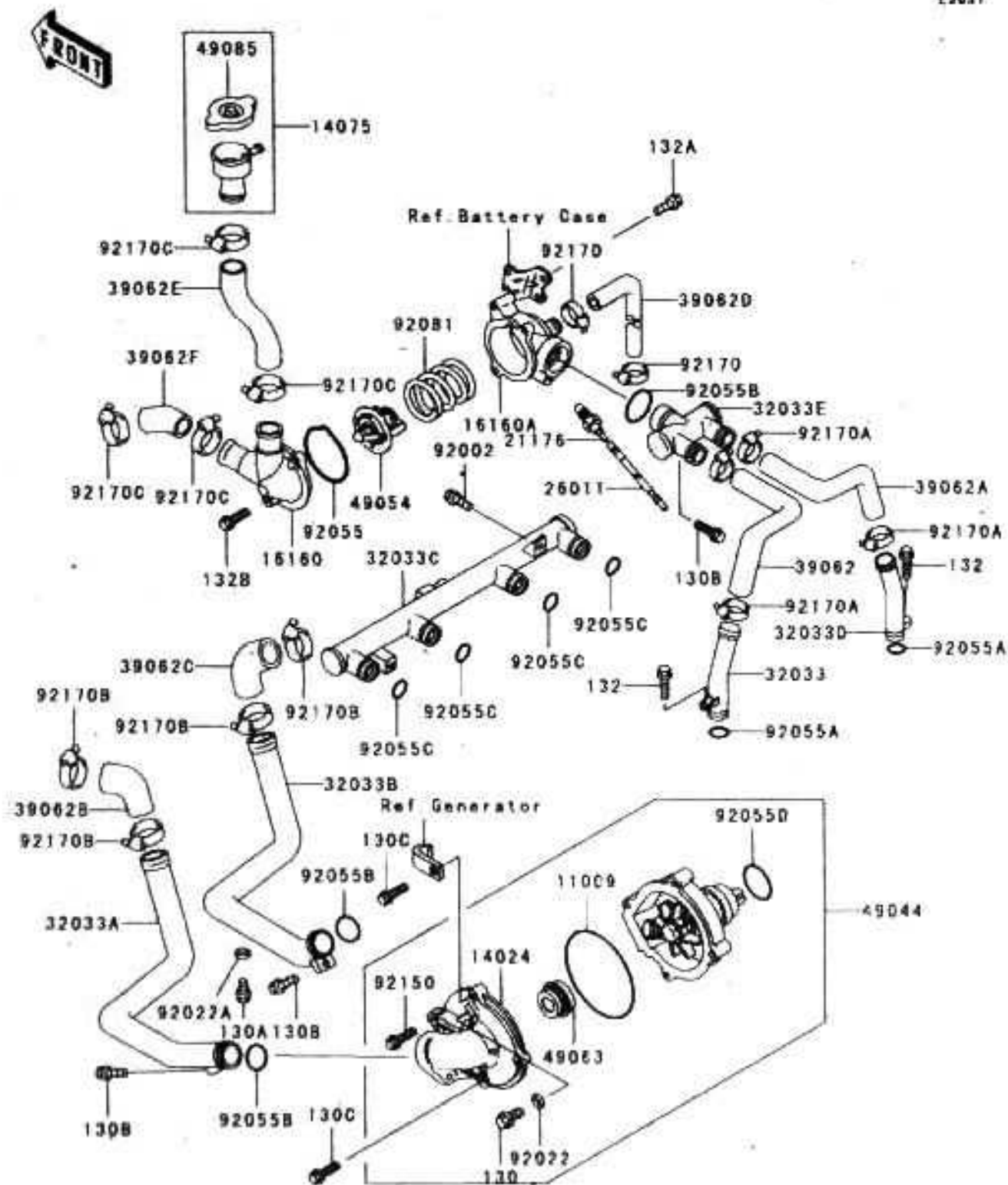
Ref. No.	Part No.	Description	Spec Code	Quantity-ZG1200			
				'01		'02	
				B15	B16	B15	B16
11009	11009-1621	GASKET, WATER PUMP	1	1			
14024	14024-1348	COVER, WATER PUMP	1	1			
14075	14075-1063	CAP-ASSY, RADIATOR	1	1			
16160	16160-1103	BODY, THERMOSTAT, UPP	1	1			
16160A	16160-1104	BODY, THERMOSTAT, LWR	1	1			
21176	21176-1054	SENSOR, WATER	1	1			
26011	26011-1364	WIRE-LEAD, SENSOR	1	1			
32033	32033-1933	PIPE, HEAD, LH	1	1			
32033A	32033-1934	PIPE, HOSE, PUMP	1	1			
32033B	32033-1935	PIPE, PUMP, HOSE	1	1			
32033C	32033-1936	PIPE, CYLINDER	1	1			
32033D	32033-1968	PIPE, HEAD, RH	1	1			
32033E	32033-1990	PIPE, THERMOSTAT	1	1			
39062	39062-1149	HOSE, COOLING, LH	1	1			
39062A	39062-1150	HOSE, COOLING, RH	1	1			
39062B	39062-1151	HOSE, COOLING, RADIATOR-PIPE	1	1			
39062C	39062-1152	HOSE, COOLING, PIPE-PIPE	1	1			
39062D	39062-1153	HOSE, COOLING, BY-PASS	1	1			
39062E	39062-1154	HOSE, COOLING, THERMO-CAP	1	1			
39062F	39062-1174	HOSE, COOLING, THERMO-RADIATOR	1	1			
49044	49044-1082	PUMP, WATER	1	1			
49054	49054-1001	THERMOSTAT	1	1			
49063	49063-1055	SEAL, MECHANICAL, WATER	1	1			
49085	49085-1066	CAP-ASSY, PRESSURE	1	1			
92002	92002-1350	BOLT, FLANGED, 6X12	2	2			
92022	92022-1976	WASHER, 6MM	1	1			
92022A	92022-304	WASHER, 6 2X11X1	1	1			
92055	92055-1324	RING-O, THERMOSTAT	1	1			
92055A	92055-1325	RING-O, 18 8X2 4	2	2			
92055B	92055-1328	RING-O, 27 6X3 2	3	3			
92055C	92055-1350	RING-O, 18 54X2 6	4	4			
92055D	92055-1424	RING-O, 33 2X2 4	1	1			
92081	92081-1104	SPRING, THERMOSTAT	1	1			
92150	92150-1379	BOLT, 6X22	2	2			
92170	92170-1032	CLAMP, COOLING HOSE	2	2			
92170A	92170-1034	CLAMP, COOLING HOSE	4	4			
92170B	92170-1036	CLAMP	4	4			
92170C	92170-1284	CLAMP, COOLING HOSE	4	4			
130	130C0610	BOLT-FLANGED, 6X10, BLACK	1	1			
130A	130N0610	BOLT-FLANGED, 6X10	1	1			

This catalog covers:
'01~'02 ZG1200-B15/B16 Engine

This grid covers:
Water Pump(2/2)

Kawasaki Motors Corp., U.S.A.

E3031

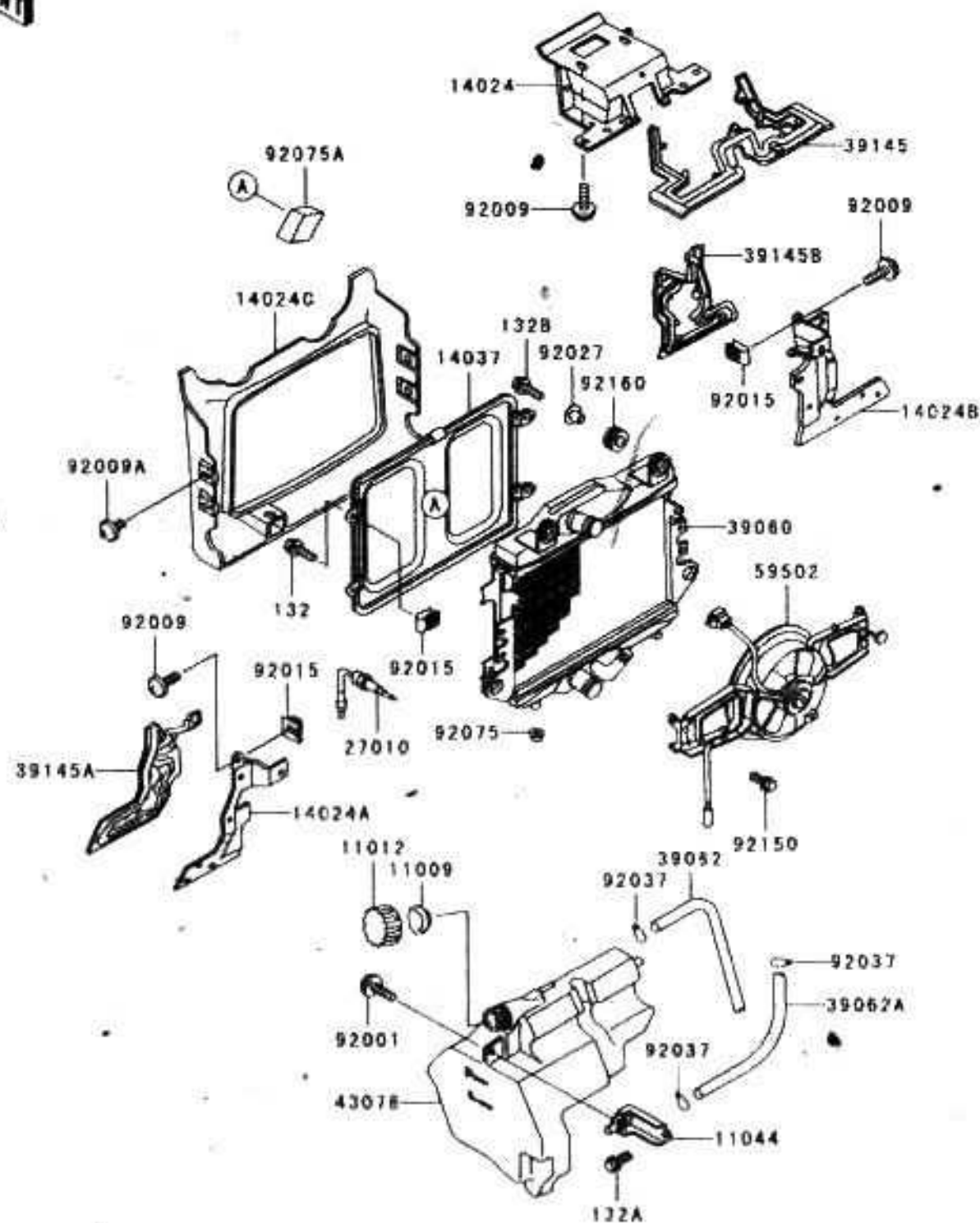


Ref. No.	Part No.	Description	Quantity-ZG1200			
			'01	'02	B15	B16
130B	130N0612	BOLT-FLANGED,6X12	3	3		
130C	130N0645	BOLT-FLANGED	2	2		
132	132E0612	BOLT-FLANGED-SMALL	2	2		
132A	132J0614	BOLT-FLANGED-SMALL	2	2		
132B	132J0620	BOLT-FLANGED-SMALL	2	2		

This catalog covers:
'01~'02 ZG1200-B15/B16 Engine

FRONT

E3032



This grid covers:
Radiator

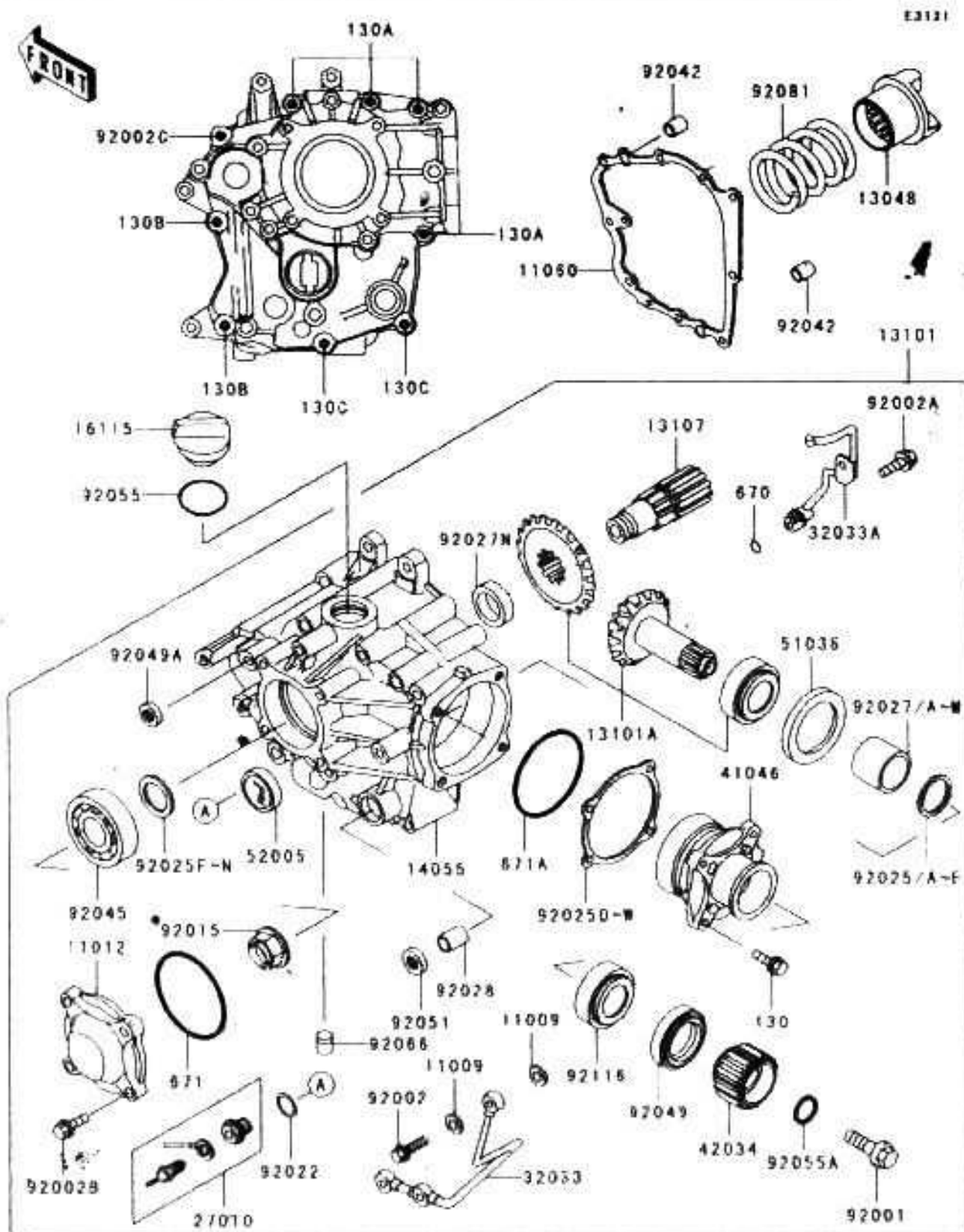
Kawasaki Motors Corp., U.S.A.

Ref. No.	Part No.	Description	Spec Code	Quantity-ZG1200			
				'01	'02		
				B15	B16		
11009	11009-1185	GASKET,RESERVOIR TANK CAP		1	1		
11012	11012-1084	CAP		1	1		
11044	11044-1744	BRACKET,RESERVOIR		1	1		
14024	14024-1158	COVER,RADIATOR UPP		1	1		
14024A	14024-1159	COVER,RADIATOR,LH		1	1		
14024B	14024-1160	COVER,RADIATOR,RH		1	1		
14024C	14024-1293-2T	COVER,RADIATOR,L V RED		1	1		
14037	14037-1076	SCREEN		1	1		
27010	27010-1180	SWITCH,FAN		1	1		
39060	39060-1066	RADIATOR		1	1		
39062	39062-1075	HOSE-COOLING		1	1		
39062A	39062-1155	HOSE-COOLING,5.5X10,5X1160		1	1		
39145	39145-1061	TRIM SEAL		1	1		
39145A	39145-1063	TRIM SEAL,COVER,LH		1	1		
39145B	39145-1065	TRIM SEAL,COVER,RH		1	1		
43078	43078-1067	RESERVOIR		1	1		
59502	59502-1060	FAN-ASSY		1	1		
92001	92001-1516	BOLT,W/WASHER,6X12		1	1		
92009	92009-1181	SCREW,6X18,BLACK		6	6		
92009A	92009-1662	SCREW,6X14		4	4		
92015	92015-1487	NUT		6	6		
92027	92027-1134	COLLAR,L=14		4	4		
92037	92037-147	CLAMP TUBE		3	3		
92075	92075-1469	DAMPER,RADIATOR GUARD		2	2		
92075A	92075-1981	DAMPER SCREEN		1	1		
92150	92150-1186	BOLT,6X12		4	4		
92160	92160-1007	DAMPER		4	4		
132	132J0610	BOLT-FLANGED-SMALL,6X10		4	4		
132A	132J0612	BOLT-FLANGED-SMALL		1	1		
132B	132J0825	BOLT-FLANGED-SMALL		2	2		

This catalog covers:
 '01~'02 ZG1200-B15/B16 Engine

This grid covers:
 Front Bevel Gear(1/2)

Kawasaki Motors Corp., U.S.A.

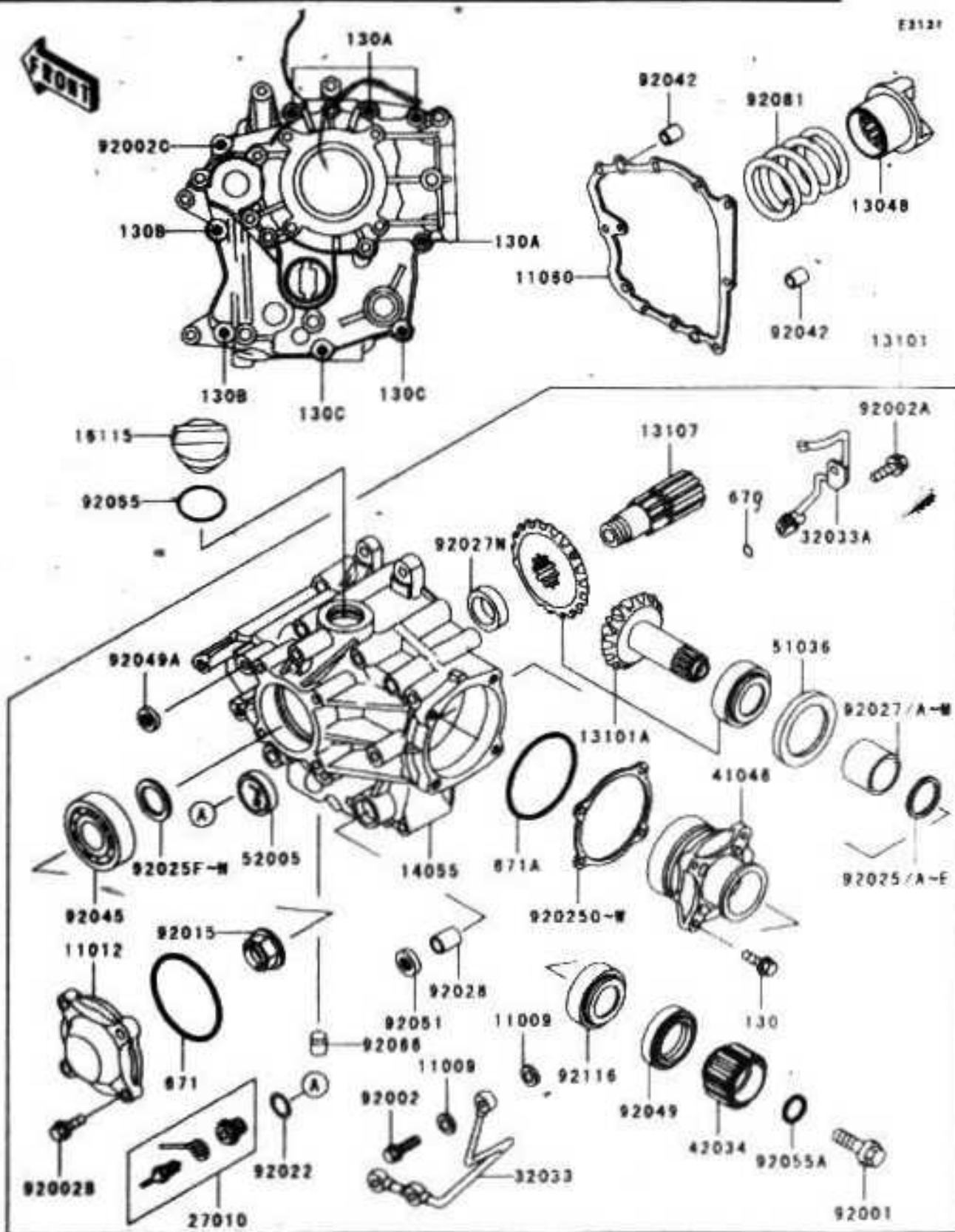


Ref. No.	Part No.	Description	Quantity-ZG1200			
			Spec Code			
			'01	'02		
B15	B16					
11009	11009-1344	GASKET,OIL PIPE 8.2X14X1.0	6	6		
11012	11012-1489	CAP,BEARING	1	1		
11060	11060-1094	GASKET,GEAR CASE	1	1		
13048	13048-1074	CAM-DAMPER	1	1		
13101	13101-1089	GEAR-ASSY.FRONT BEVEL	1	1		
13101A	13101-5027	GEAR-ASSY.FRONT BEVEL	1	1		
13107	13107-1263	SHAFT,BEVEL FR	1	1		
14055	14055-1066	CASE-GEAR FRONT BEVEL	1	1		
16115	16115-1009	CAP-OIL FILLER	1	1		
27010	27010-1373	SWITCH	1	1		
32033	32033-1940	PIPE,OUTSIDE	1	1		
32033A	32033-1941	PIPE INSIDE	1	1		
41046	41046-1074	HOUSING-BEARING	1	1		
42034	42034-1091	COUPLING FR DRIVEN	1	1		
51036	51036-1002	CUP	1	1		
52005	52005-1057	GAUGE OIL LEVEL	1	1		
92001	92001-1169	BOLT FLANGED 12X42	1	1		
92002	92002-1618	BOLT BANJO 8X20	3	3		
92002A	92002-1656	BOLT 6X14	2	2		
92002B	92002-1696	BOLT SOCKET 1 6X25	4	4		
92002C	92002-1779	BOLT 6X50	1	1		
92015	92015-1554	NUT 24MM	1	1		
92022	92022-1812	WASHER 16XX22X1.0	1	1		
92025	92025-1072	SHIM,25 2X29 8X1 70	AR	AR		
92025A	92025-1073	SHIM,25 2X29 8X1 72	AR	AR		
92025B	92025-1074	SHIM 25 2X29 8X1 74	AR	AR		
92025C	92025-1075	SHIM,25 2X29 8X1 76	AR	AR		
92025D	92025-1076	SHIM 25 2X29 8X1 78	AR	AR		
92025E	92025-1077	SHIM 25 2X29 8X1 80	AR	AR		
92025F	92025-1688	SHIM 25 3X36X0 15	AR	AR		
92025G	92025-1689	SHIM 25 3X36X0 50	AR	AR		
92025H	92025-1690	SHIM 25 3X36X0 60	AR	AR		
92025I	92025-1691	SHIM,25 3X36X0 70	AR	AR		
92025J	92025-1692	SHIM,25 3X36X0 80	AR	AR		
92025K	92025-1693	SHIM,25 3X36X0 90	AR	AR		
92025L	92025-1694	SHIM,25 3X36X1 00	AR	AR		
92025M	92025-1695	SHIM,25 3X36X1 10	AR	AR		
92025N	92025-1696	SHIM 25 3X36X1 20	AR	AR		
92025O	92025-1724	SHIM,T=0 10	AR	AR		
92025P	92025-1725	SHIM T=0 15	AR	AR		

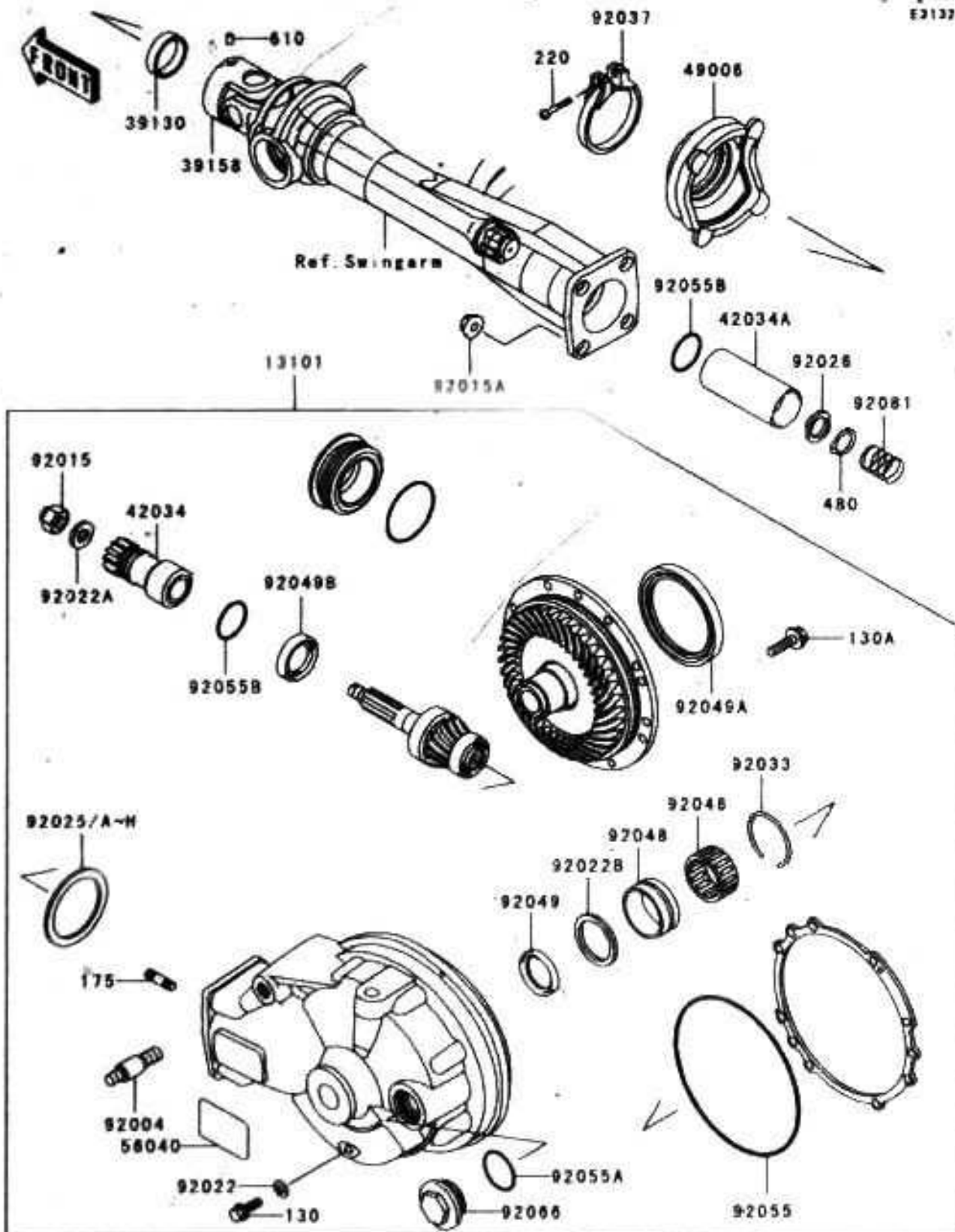
This catalog covers:
'01~'02 ZG1200-B15/B16 Engine

This grid covers:
Front Bevel Gear(2/2)

Kawasaki Motors Corp. U.S.A.



Ref. No.	Part No.	Description	Spec Code	Quantity-ZG1200			
				'01	'02	B15	B16
92025Q	92025-1726	SHIM T=0.50	AR	AR			
92025R	92025-1727	SHIM T=0.60	AR	AR			
92025S	92025-1728	SHIM T=0.70	AR	AR			
92025T	92025-1729	SHIM T=0.80	AR	AR			
92025U	92025-1730	SHIM T=0.90	AR	AR			
92025V	92025-1731	SHIM T=1.00	AR	AR			
92025W	92025-1732	SHIM T=1.20	AR	AR			
92027	92027-1152	COLLAR,25.2X29.8X22.8	AR	AR			
92027A	92027-1153	COLLAR,25.2X29.8X22.9	AR	AR			
92027B	92027-1154	COLLAR,25.2X29.8X23	AR	AR			
92027C	92027-1155	COLLAR,25.2X29.8X23.1	AR	AR			
92027D	92027-1156	COLLAR,25.2X29.8X23.2	AR	AR			
92027E	92027-1157	COLLAR,25.2X29.8X23.3	AR	AR			
92027F	92027-1158	COLLAR,25.2X29.8X23.4	AR	AR			
92027G	92027-1159	COLLAR,25.2X29.8X23.5	AR	AR			
92027H	92027-1160	COLLAR,25.2X29.8X23.6	AR	AR			
92027I	92027-1161	COLLAR,25.2X29.8X23.7	AR	AR			
92027J	92027-1162	COLLAR,25.2X29.8X23.8	AR	AR			
92027K	92027-1163	COLLAR,25.2X29.8X23.9	AR	AR			
92027L	92027-1164	COLLAR,25.2X29.8X24	AR	AR			
92027M	92027-1165	COLLAR,25.2X29.8X24.1	AR	AR			
92027N	92027-1968	COLLAR,25.3X36X10	1	1			
92028	92028-1251	BUSHING,13X15X20	1	1			
92042	92042-007	PIN DOWEL,6.3X8X14	2	2			
92045	92045-1165	BEARING BALL,6305C2	1	1			
92049	92049-1038	SEAL OIL TC36527	1	1			
92049A	92049-1566	SEAL OIL	1	1			
92051	92051-005	SEAL OIL TB13225.5	1	1			
92055	92055-049	HING O.31.7X2.4	1	1			
92055A	92055-1044	RING O ID=18.64	1	1			
92066	92066-1012	PLUG OIL LINE 7.2X8	1	1			
92081	92081-1859	SPRING CAM DAMPER	1	1			
92116	92116-1003	BEARING-ROLLER 4T30205	1	1			
130	130P0625	BOLT-FLANGED 6X25	4	4			
130A	130Z06100	BOLT-FLANGED	4	4			
130B	130Z0630	BOLT-FLANGED	2	2			
130C	130Z0650	BOLT-FLANGED	2	2			
670	670B1506	O RING 6MM	1	1			
671	671B2565	O RING 65MM	1	1			
671A	671B2575	O RING	1	1			

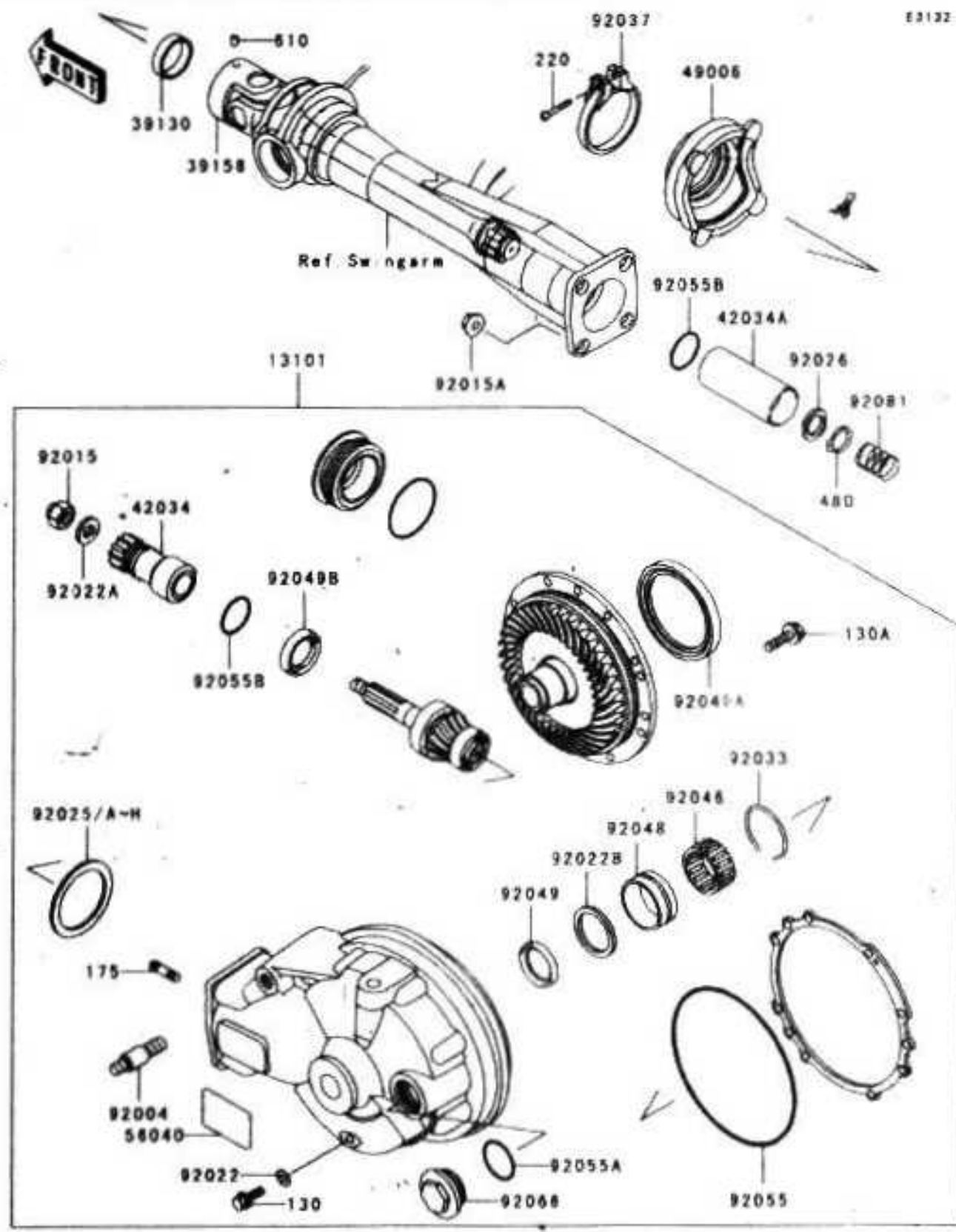


Ref. No.	Part No.	Description	Spec Code	Quantity-ZG1200			
				'01	'02	B15	B16
13101	13101-1156-7J	GEAR-ASSY.M.SILVER			1	1	
39130	39130-1002	SPRING-LEAF			1	1	
39158	39158-1058	SHAFT-ASSY-DRIVE			1	1	
42034	42034-1085	COUPLING			1	1	
42034A	42034-1178	COUPLING PROPELLER SHAFT OUTER			1	1	
49006	49006-1188	BOOT			1	1	
56040	56040-1230	LABEL-WARNING OIL			1	1	
92004	92004-1047	STUD,RR SHOCK ABSORBER			1	1	
92015	92015-1059	NUT,16MM			1	1	
92015A	92015-1649	NUT,10MM			4	4	
92022	92022-1086	WASHER,8 2X16X1			1	1	
92022A	92022-1105	WASHER,16X32X3 2			1	1	
92022B	92022-1294	WASHER,39X49 5X1			1	1	
92025	92025-1733	SHIM,T=0.10			AR	AR	
92025A	92025-1734	SHIM T=0.15			AR	AR	
92025B	92025-1735	SHIM T=0.50			AR	AR	
92025C	92025-1736	SHIM T=0.60			AR	AR	
92025D	92025-1737	SHIM T=0.70			AR	AR	
92025E	92025-1738	SHIM T=0.80			AR	AR	
92025F	92025-1739	SHIM T=0.90			AR	AR	
92025G	92025-1740	SHIM T=1.00			AR	AR	
92025H	92025-1741	SHIM T=1.20			AR	AR	
92026	92026-1085	SPACER PROPELLER SHAFT			1	1	
92033	92033-1074	RING-SNAP 52MM			1	1	
92037	92037-1112	CLAMP BOOT FITTING			1	1	
92046	92046-1057	BEARING-NEEDLE KTV384620E01 C3			1	1	
92048	92048-1019	RACE ORT465021E 01			1	1	
92049	92049-1025	SEAL OIL S-35477HS			1	1	
92049A	92049-1034	SEAL OIL S-831009HS			1	1	
92049B	92049-1248	SEAL OIL			1	1	
92055	92055-1039	RING-O ID=150.4			1	1	
92055A	92055-1281	RING-O 35 BMM			1	1	
92055B	92055-1646	RING-O			2	2	
92066	92066-1006-7J	PLUG OIL FILLER CAP M SILVER			1	1	
92081	92081-1183	SPRING PROPELLER SHAFT			1	1	
130	130X0812	BOLT-FLANGED			1	1	
130A	130Y0825	BOLT-FLANGED			8	8	
175	175G1025	BOLT-STUD-FINE			4	4	
220	220B0430	SCREW-PAN-CROS			1	1	
480	480J2600	CIRCLIP-TYPE-C,26MM			1	1	

This catalog covers:
'01~'02 ZG1200-B15/B16 Engine

This grid covers:
Drive Shaft/Final Gear(2/2)

Kawasaki Motors Corp., U.S.A.



E3122

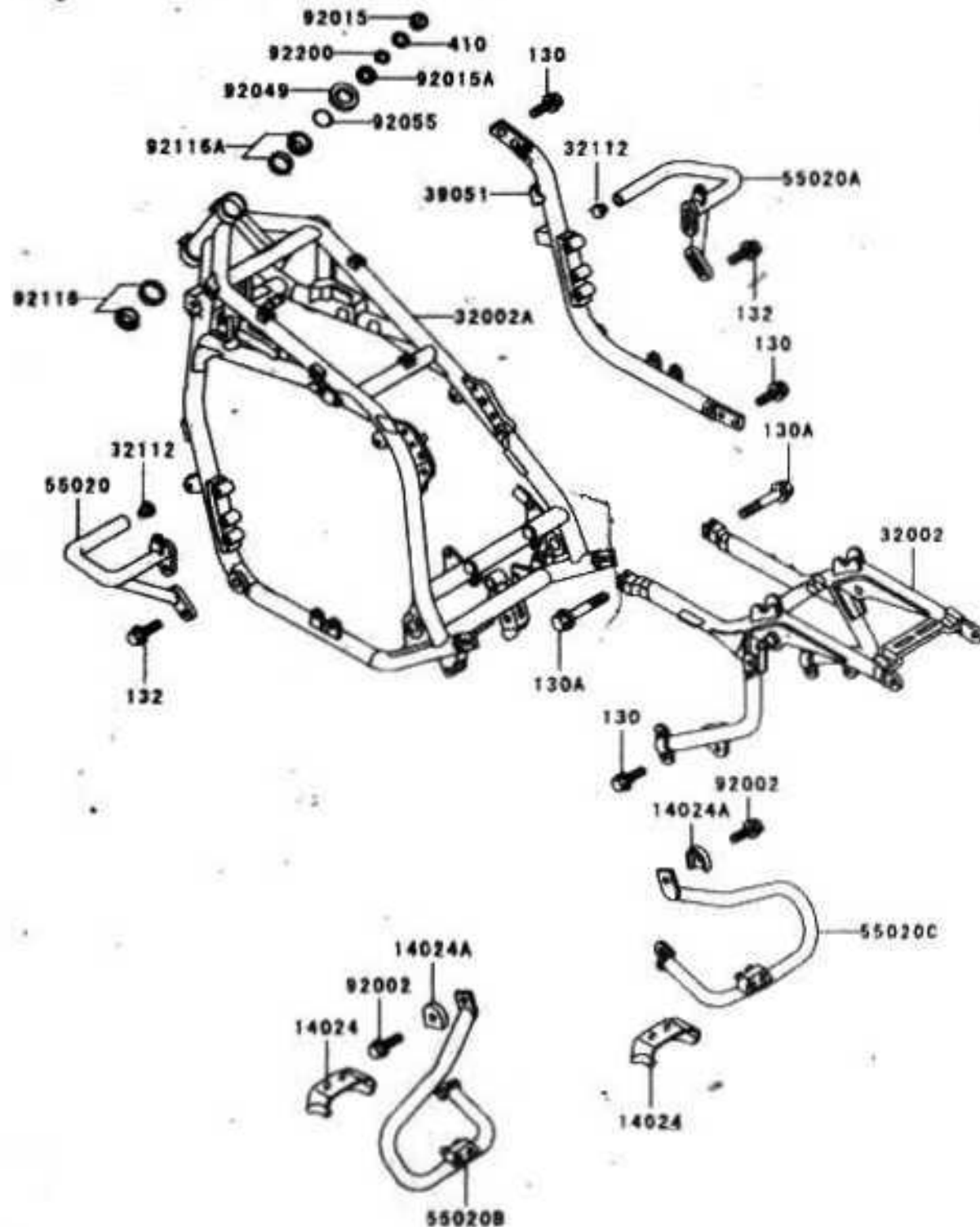
Ref. No.	Part No.	Description	Spec Code	Quantity-ZG1200			
				'01	'02		
				B15	B16		
610	610A0406	ROLLER 4X6		1	1		

This catalog covers:
 '01~'02 ZG1200-B15/B16 Chassis

This grid covers:
 Frame

Kawasaki Motors Corp., U.S.A.

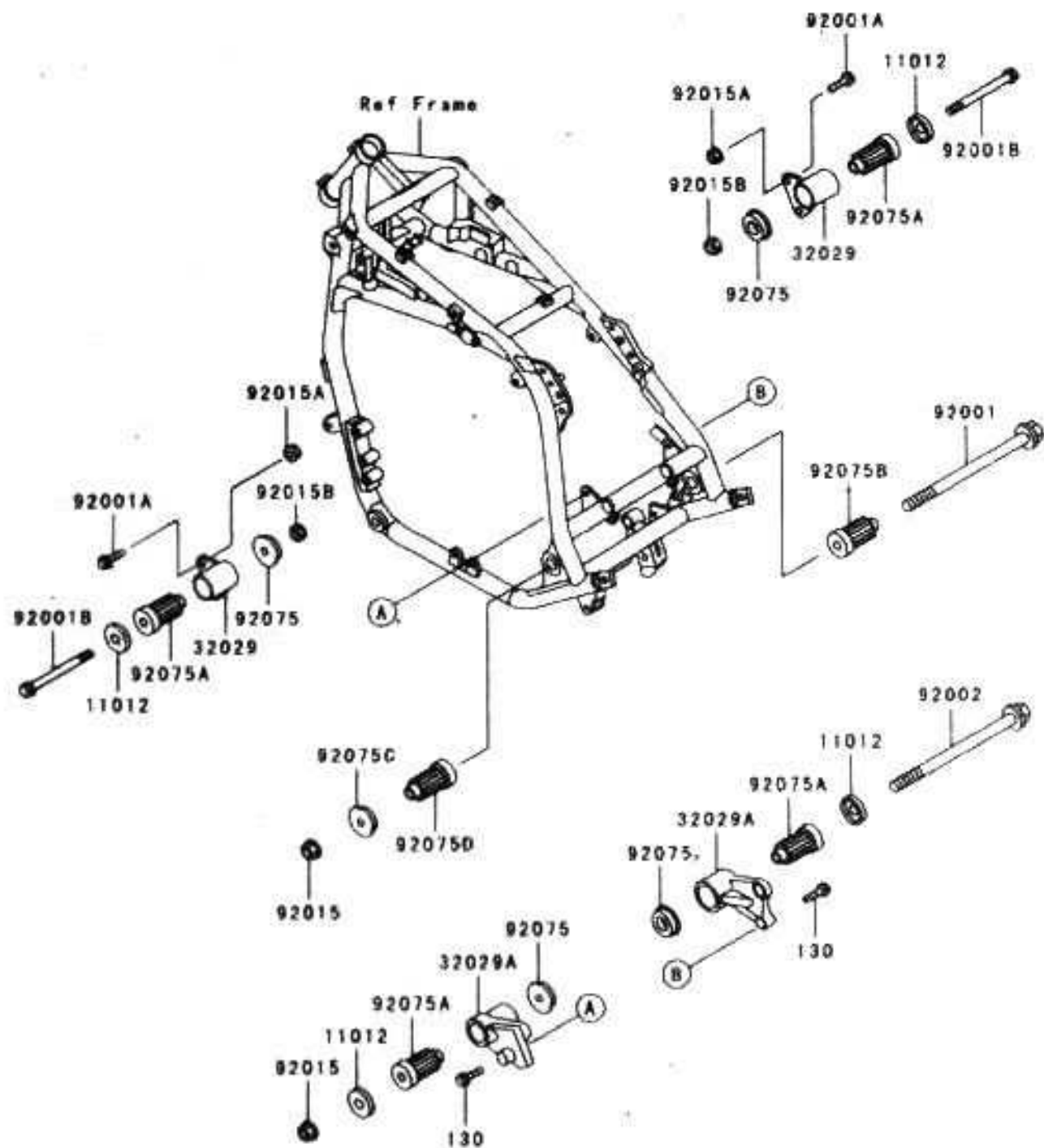
F2120



Ref. No.	Part No.	Description	Spec Code	Quantity-ZG1200			
				'01	'02	B15	B16
14024	14024-1335	COVER,SIDE BAG STAY		2	2		
14024A	14024-1336	COVER,SIDE BAG STAY		2	2		
32002	32002-1861	FRAME-COMP,RR		1	1		
32002A	32002-1947	FRAME-COMP,FR		1	1		
32112	32112-008	PLUG,22X3		2	2		
39051	39051-1052	FRAME-COMP-SIDE		1	1		
55020	55020-1212	GUARD,FR,LH		1	1		
55020A	55020-1213	GUARD,FR,RH		1	1		
55020B	55020-1214	GUARD,RR,LH		1	1		
55020C	55020-1215	GUARD,RR,RH		1	1		
92002	92002-1827	BOLT,FLANGED,10X20		2	2		
92015	92015-1404	NUT,18MM		1	1		
92015A	92015-1546	NUT,25MM,T=12		1	1		
92049	92049-1214	SEAL,OIL,STEERING STEM		1	1		
92055	92055-1459	RING,O.ID=24.5		1	1		
92116	92116-1008	BEARING-ROLLER,LWR,32006JR RS		1	1		
92116A	92116-1056	BEARING-ROLLER,HI-CAP32005JR-1		1	1		
92200	92200-1357	WASHER,CLAW 18.5X30X2.3		1	1		
130	130S1016	BOLT-FLANGED		6	6		
130A	130S1040	BOLT-FLANGED,10X40		2	2		
132	132J0812	BOLT-FLANGED-SMALL 8X12		4	4		
410	410F1800	W,PLAIN-S		1	1		



F2122

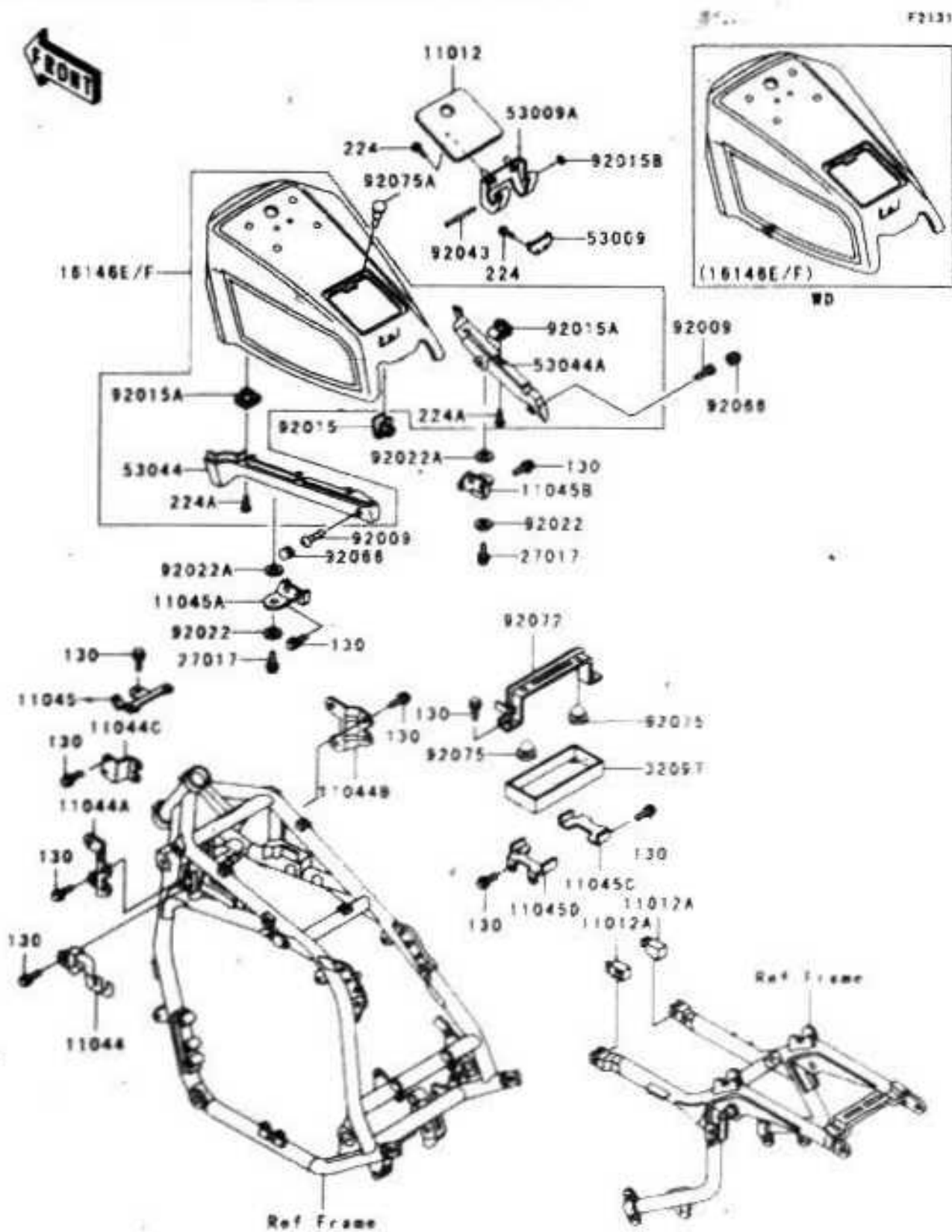


Ref. No.	Part No.	Description	Spec Code	Quantity-ZG1200			
				'01	'02		
				B15	B16		
11012	11012-1228	CAPENGINE BRACKET	4	4			
32029	32029-1445	BRACKET-ENGINE,FR	2	2			
32029A	32029-1446	BRACKET-ENGINE,RR,UPP	2	2			
92001	92001-1566	BOLT,FLANGED,10X255,BLACK	1	1			
92001A	92001-1613	BOLT,FLANGED,8X45	4	4			
92001B	92001-1751	BOLT,FLANGED,10X105,BLACK	2	2			
92002	92002-1196	BOLT,10X300	1	1			
92015	92015-1180	NUT,FLANGED,10MM	2	2			
92015A	92015-1183	NUT,FLANGED,8MM,BLACK	4	4			
92015B	92015-1189	NUT,LOCK,10MM,BLACK	2	2			
92075	92075-1274	DAMPER,ENGINE MOUNT,SIDE	4	4			
92075A	92075-1377	DAMPER,ENGINE MOUNT,MAIN	4	4			
92075B	92075-1733	DAMPER,ENGINE MOUNT	1	1			
92075C	92075-1738	DAMPER,ENGINE BRACKET	1	1			
92075D	92075-1739	DAMPER,ENGINE MOUNT,MAIN	1	1			
130	130J0820	BOLT,FLANGED,8X20	4	4			

This catalog covers:
'01~'02 ZG1200-B15/B16 Chassis

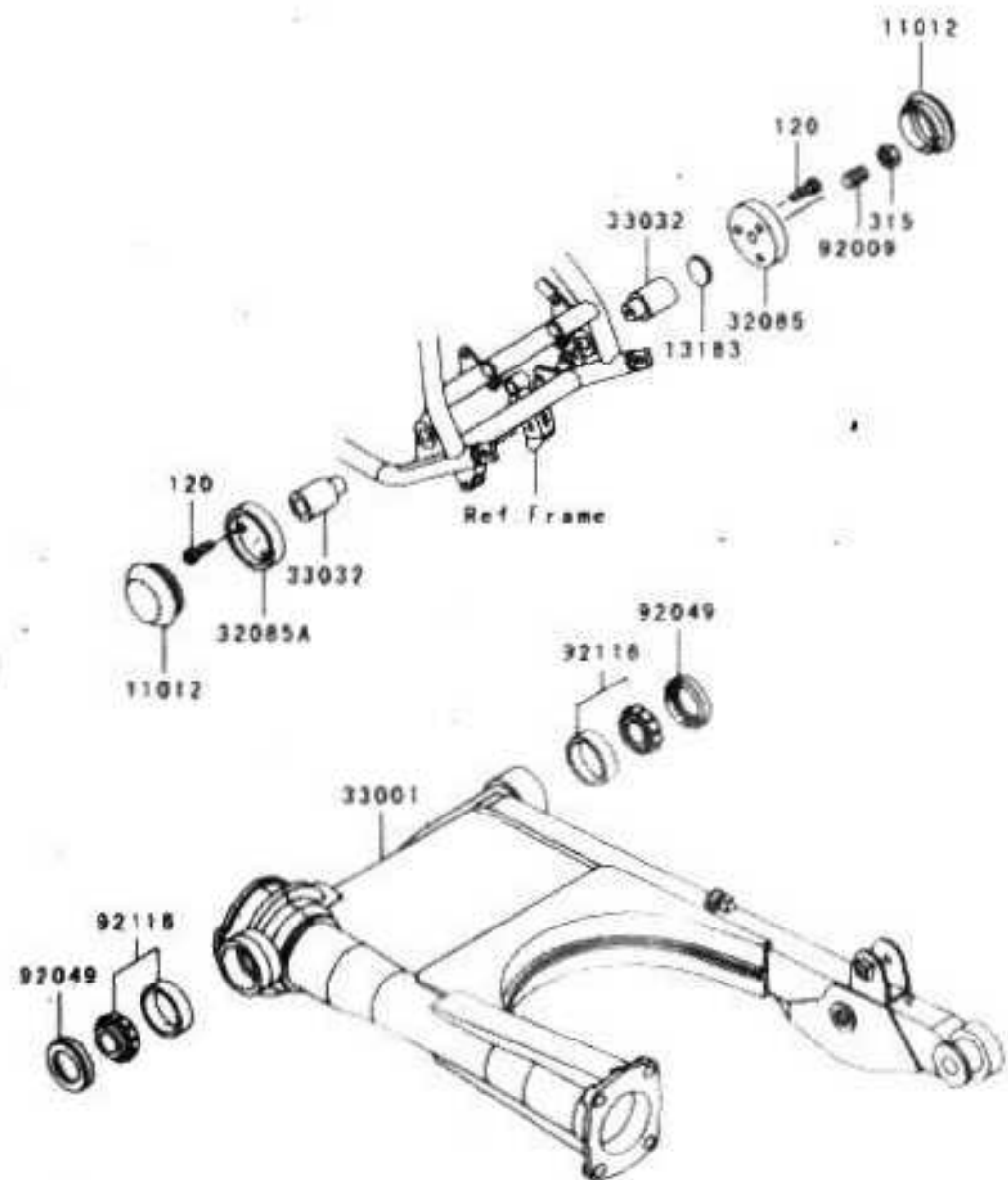
This grid covers:
Frame Fittings

Kawasaki Motors Corp., U.S.A.



Ref. No.	Part No.	Description	Spec Code	Quantity-ZG1200			
				01	02		
				B15	B16		
11012	11012-1492-2T	CAP DUMMY TANK L V RED	1	1			
11012A	11012-1542	CAP	2	2			
11044	11044-1683	BRACKET RELAY	1	1			
11044A	11044-1684	BRACKET IGNITION COIL LH	1	1			
11044B	11044-1685	BRACKET IGNITION COIL RH	1	1			
11044C	11044-1686	BRACKET THERMOSTAT	1	1			
11045	11045-1056	BRACKET FUSE	1	1			
11045A	11045-1077	BRACKET DUMMY TANK LH	1	1			
11045B	11045-1078	BRACKET DUMMY TANK RH	1	1			
11045C	11045-1297	BRACKET BATTERY RH	1	1			
11045D	11045-1729	BRACKET BATTERY LH	1	1			
16146E	16146-5068-01	COVER ASSY DUMMY TANK RED/BEIG	1				
16146F	16146-5080-356	COVER ASSY DUMMY TANK RED/SIL		1			
27017	27017-1124	LOCK DUMMY TANK	2	2			
32097	32097-1125	CASE BATTERY	1	1			
53009	53009-1060	HINGE DUMMY TANK	1	1			
53009A	53009-1066	HINGE DUMMY TANK CAP	1	1			
53044	53044-1138-2T	TRIM DUMMY TANK LH L V RED	1	1			
53044A	53044-1139-2T	TRIM DUMMY TANK RH L V RED	1	1			
92009	92009-1258	SCREW	2	2			
92015	92015-1569	NUT 5MM	2	2			
92015A	92015-1571	NUT 5MM	6	6			
92015B	92015-1576	NUT PUSH 2.6MM	1	1			
92022	92022-1775	WASHER WAVE 8MM	2	2			
92022A	92022-1806	WASHER 6.5MM	2	2			
92043	92043-1306	PIN 2.6X88	1	1			
92066	92066-1243	PLUG	2	2			
92072	92072-1194	BAND BATTERY	1	1			
92075	92075-078	DAMPER RUBBER	2	2			
92075A	92075-1608	DAMPER	2	2			
130	130R0610	BOLET FLANGED 6X10	12	12			
224	224R0512	SCREW PAN WP CROSS	4	4			
224A	224R0516	SCREW PAN WP CROSS	6	6			

This catalog covers:
'01~'02 ZG1200-B15/B16 Chassis



F2141

This grid covers:
Swingarm

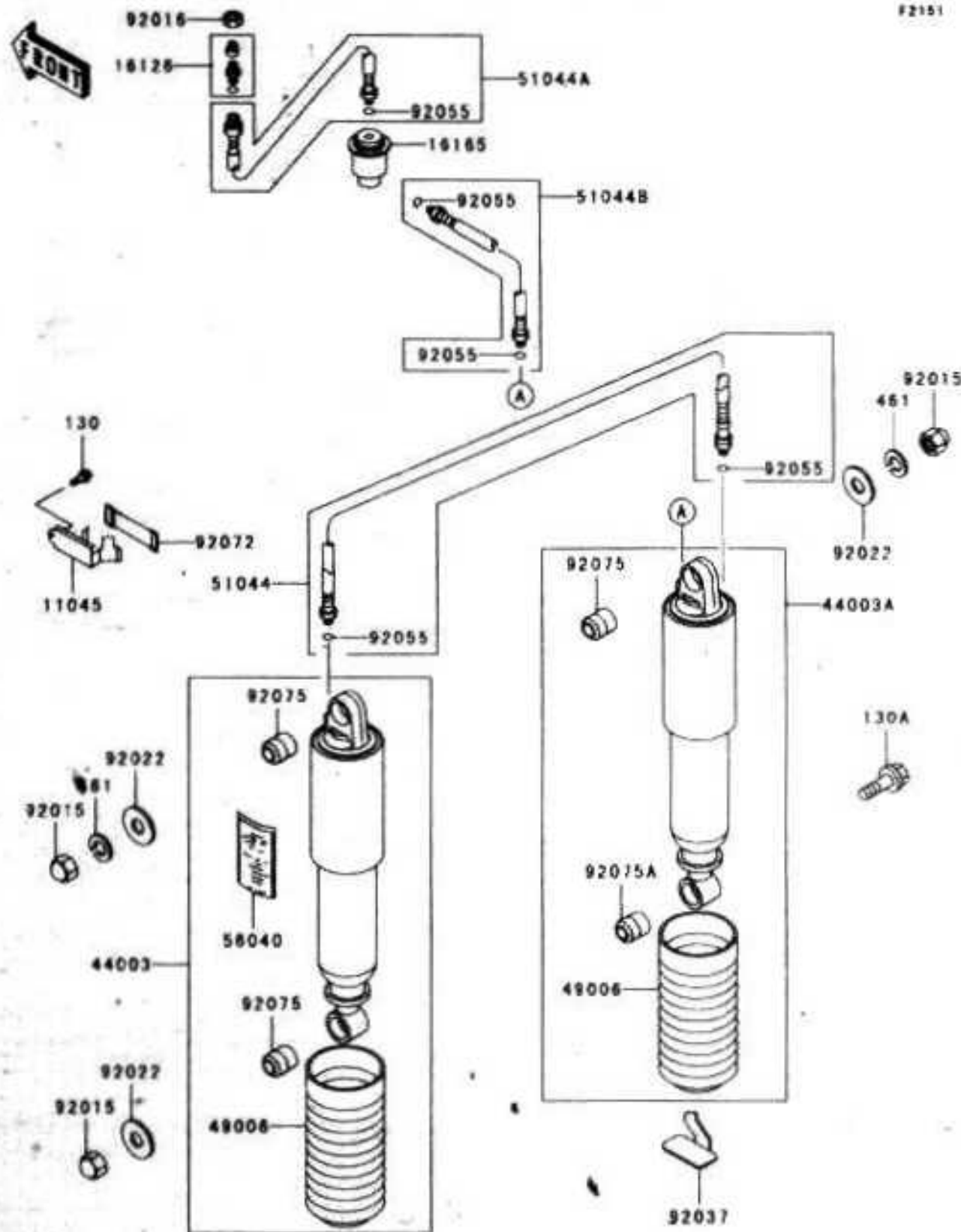
Kawasaki Motors Corp. U.S.A

Ref. No.	Part No.	Description	Spec Code	Quantity-ZG1200			
				01	02		
				B15	B16		
11012	11012-1433	CAP SWING ARM	2	2			
13183	13183-1004	PLATE 25X4.5	1	1			
32085	32085-1227	STOPPER SWING ARM SHAFT RH	1	1			
32085A	32085-1228	STOPPER SWING ARM SHAFT LH	1	1			
33001	33001-1304	ARM-COMP-SWING	1	1			
33032	33032-1120	SHAFT SWING ARM	2	2			
92009	92009-1374	SCREW SOCKET 12X22	1	1			
92049	92049-1030	SEAL-OIL 26406	2	2			
92116	92116-1001	BEARING-ROLLER 4T30203E1	2	2			
120	120S0612	BOLT-SOCKET	6	6			
315	315C1200	NUT-HEX-FINE	1	1			

This catalog covers:
 '01~'02 ZG1200-B15/B16 Chassis

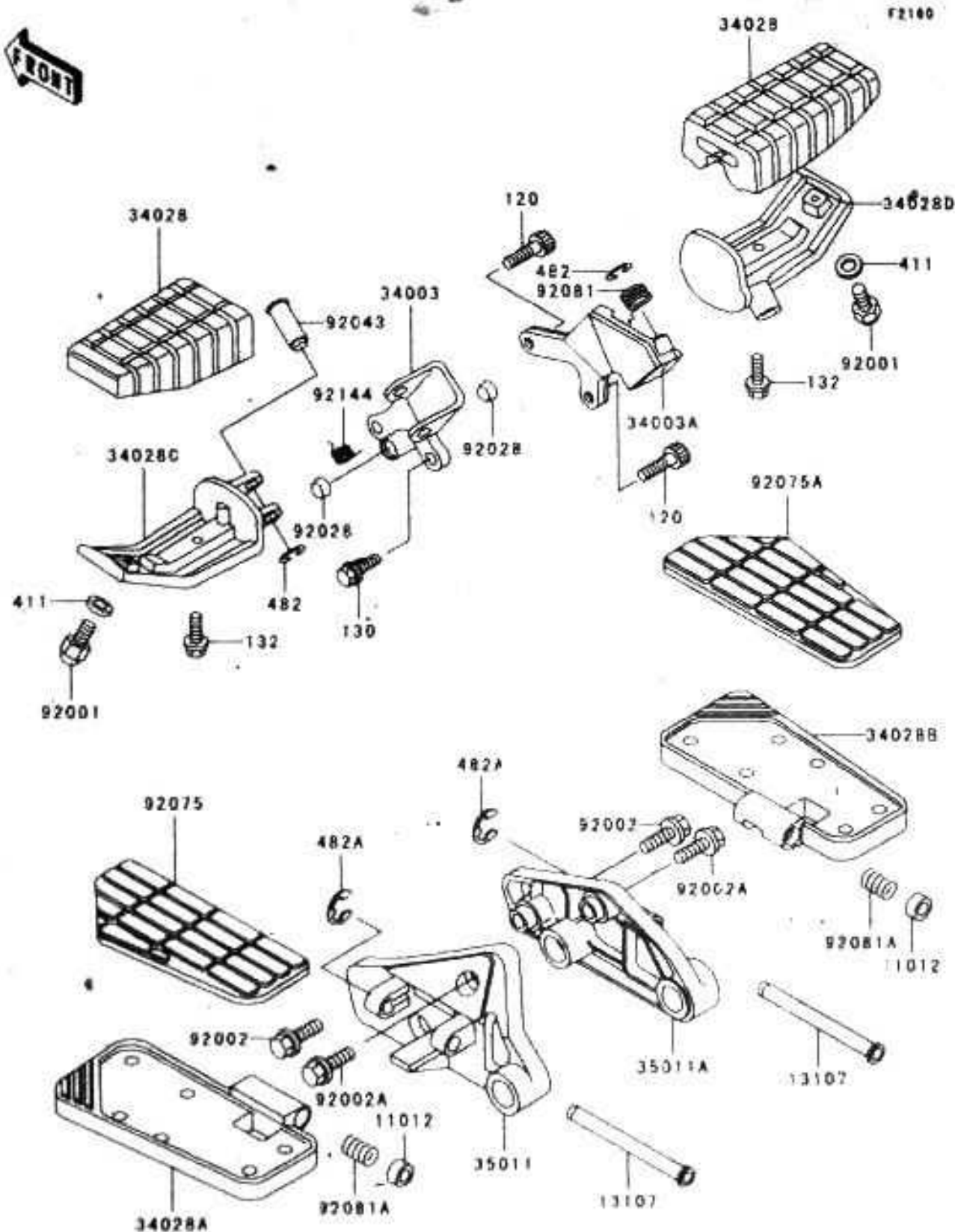
This grid covers:
 Suspension/Shock Absorber

Kawasaki Motors Corp., U.S.A.



F2151

Ref. No.	Part No.	Description	Spec Code	Quantity-ZG1200			
				'01	'02		
				B15	B16		
11045	11045-1245	BRACKET,SEPARATOR		1	1		
16126	16126-1029	VALVE,AIR		1	1		
16165	16165-1056	SEPARATOR		1	1		
44003	44003-1682	DAMPER-ASSY,SHOCKABSORBER,LH		1	1		
44003A	44003-1683	DAMPER-ASSY,SHOCKABSORBER,RH		1	1		
49006	49006-1092	BOOT,SHOCKABSORBER,BLACK		2	2		
51044	51044-1079	TUBE-ASSY,SHOCKABSORBER		1	1		
51044A	51044-1080	TUBE-ASSY,SHOCKABSORBER		1	1		
51044B	51044-1081	TUBE-ASSY,SHOCKABSORBER		1	1		
56040	56040-1030	LABEL-WARNING		1	1		
92015	92015-1203	NUT,CAP,10MM,BLACK		3	3		
92016	92016-044	NUT,14MM		1	1		
92022	92022-1302	WASHER,10,5X30X2,3,BLACK		3	3		
92037	92037-1820	CLAMP,HARNESS		3	3		
92055	92055-1100	RING,O,FDK		5	5		
92072	92072-1419	BAND,L=50		1	1		
92075	92075-1141	DAMPER,SHOCKABSORBER		3	3		
92075A	92075-1586	DAMPER,SHOCKABSORBER		1	1		
130	130B0610	BOLT,FLANGED,6X10		1	1		
130A	130J1035	BOLT,FLANGED,10X35		1	1		
461	461K1000	WASHER,SPRING,10MM,BLACK		2	2		



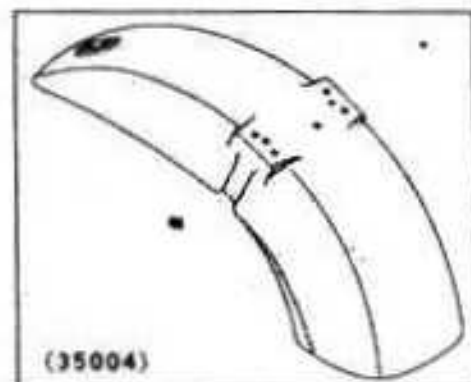
Ref. No.	Part No.	Description	Spec Code	Quantity-ZG1200			
				'01	'02	B15	B16
11012	11012-1498	CAP.MUFFLER STAY		2	2		
13107	13107-1174	SHAFT REAR STEP		2	2		
34003	34003-1253	HOLDER-STEP,FR,LH		1	1		
34003A	34003-1254	HOLDER-STEP,FR,RH		1	1		
34028	34028-1205	STEP,FR,RUBBER		2	2		
34028A	34028-1231	STEP,RH,LH		1	1		
34028B	34028-1232	STEP,RH,RH		1	1		
34028C	34028-1381	STEP,FR,LH		1	1		
34028D	34028-1382	STEP,FR,RH		1	1		
35011	35011-1672	STAY MUFFLER,LH		1	1		
35011A	35011-1673	STAY MUFFLER,RH		1	1		
92001	92001-1905	BOLT BANK SENSOR		2	2		
92002	92002-1828	BOLT FLANGED,10X25		2	2		
92002A	92002-1829	BOLT FLANGED,10X35		2	2		
92028	92028-1251	BUSHING,13X15X20		2	2		
92043	92043-1144	PIN,12X37		1	1		
92075	92075-1803	DAMPER,REAR STEP,LH,RUBBER		1	1		
92075A	92075-1804	DAMPER,REAR STEP,RH,RUBBER		1	1		
92081	92081-1956	SPRING STEP RETURN		1	1		
92081A	92081-1957	SPRING REAR STEP		2	2		
92144	92144-1568	SPRING STEP RETURN		1	1		
120	120S0814	BOLT SOCKET		2	2		
130	130J0820	BOLT FLANGED,8X20		2	2		
132	132G0616	BOLT FLANGED-SMALL		2	2		
411	411B0600	WASHER PLAIN,6MM		2	2		
482	482L0100	CIRCLIP TYPE E,10MM		2	2		
482A	482L0200	CIRCLIP TYPE E		2	2		

This catalog covers:
'01~'02 ZG1200-B15/B16 Chassis

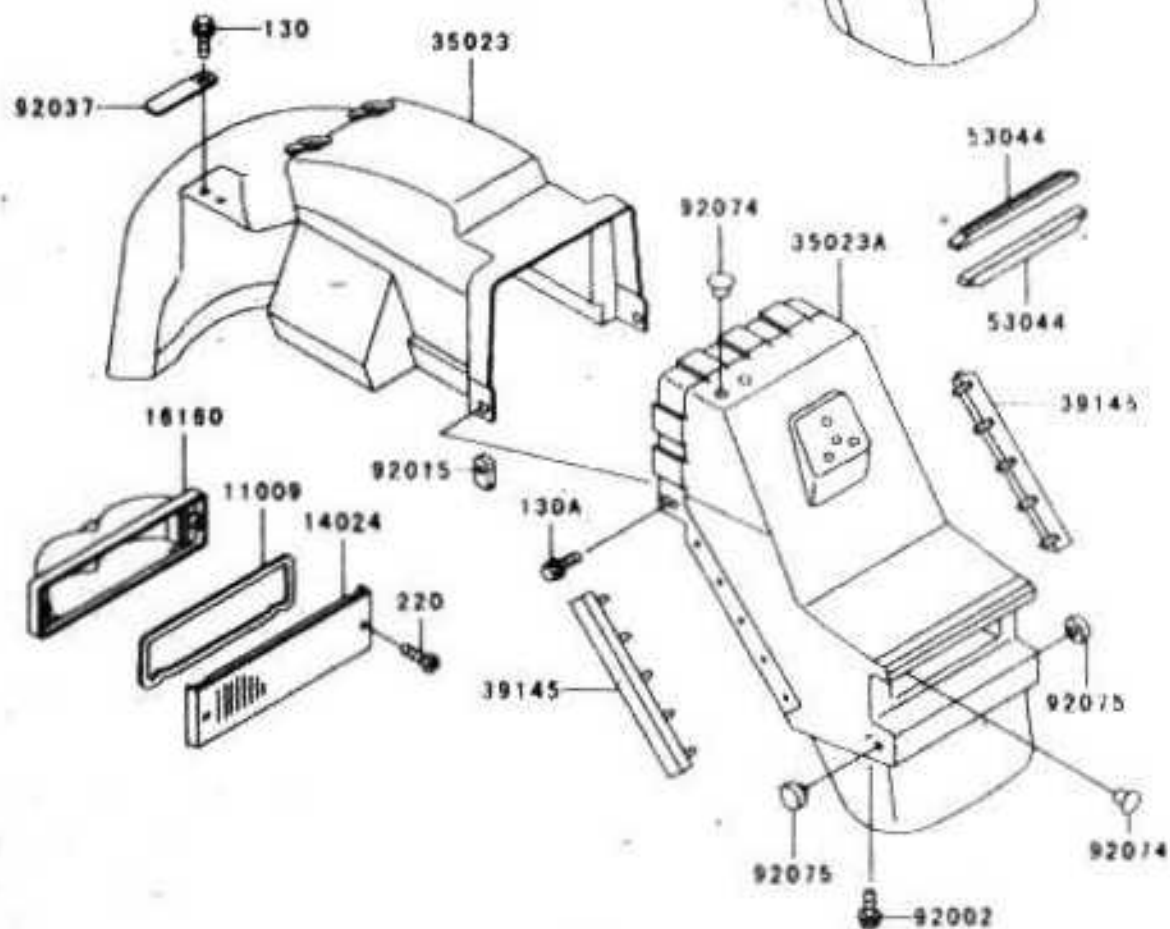
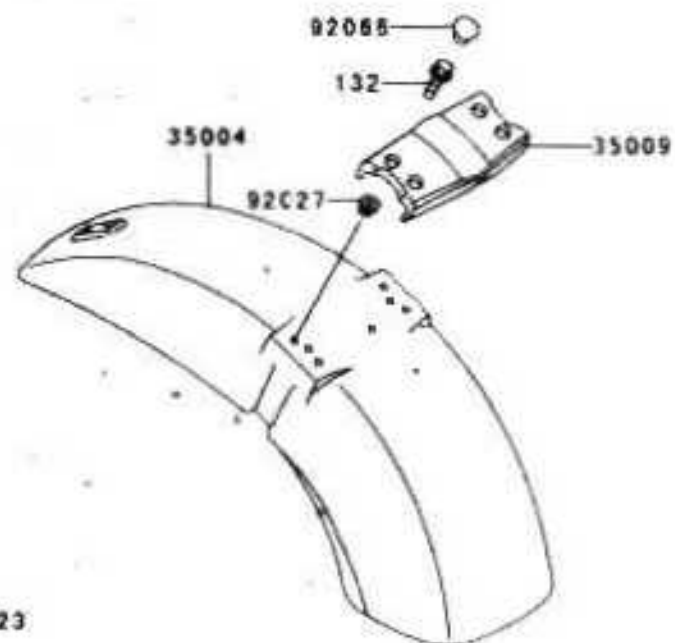
This grid covers:
Fenders

Kawasaki Motors Corp., U.S.A.

FRONT



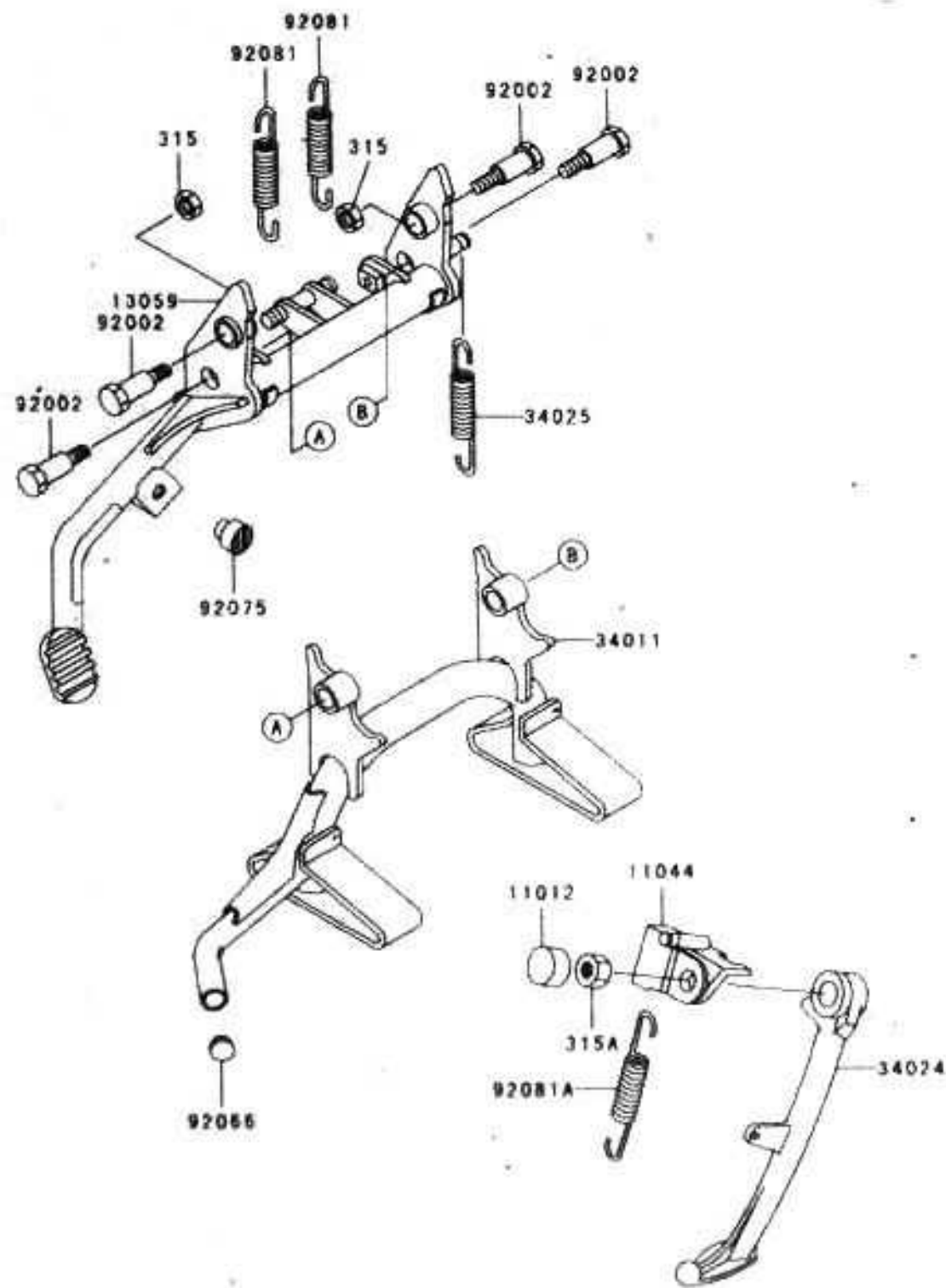
FRONT



F2170

Ref. No.	Part No.	Description	Spec Code	Quantity-ZG1200			
				B15	B16		
11009	11009-1582	GASKET, TAIL LAMP LENS		1	1		
14024	14024-1680-P5	COVER TAIL ACCESSORY L V RED		1	1		
16180	16180-1148	BODY TAIL ACCESSORY		1	1		
35004	35004-1180-2T	FENDER-FRONT L V RED		1	1		
35009	35009-1103	BRACE FRONT FENDER		1	1		
35023	35023-1148	FENDER-REAR FR		1	1		
35023A	35023-1149-2T	FENDER-REAR, RRL V RED		1	1		
39145	39145-1070	TRIM-SEAL REAR FENDER		2	2		
53044	53044-1183	TRIM REAR FENDER		2	2		
92002	92002-1245	BOLT 6X20		2	2		
92015	92015-1245	NUT		2	2		
92027	92027-1745	COLLAR		4	4		
92037	92037-1069	CLAMP WIRING HARNESS L=60		1	1		
92066	92066-1234	PLUG 18 3X4 5		4	4		
92074	92074-038	PLUG 11X3 2		2	2		
92075	92075-005	DAMPER		2	2		
130	130B0614	BOLT FLANGED		2	2		
130A	130B0620	BOLT FLANGED D.6X20		2	2		
132	132G0835	BOLT-FLANGED-SMALL		4	4		
220	220B0525	SCREW PAN CROSS 5X25		2	2		

This catalog covers:
 '01~'02 ZG1200-B15/B16 Chassis



F2190

This grid covers:
 Stand(s)

Kawasaki Motors Corp., U.S.A.

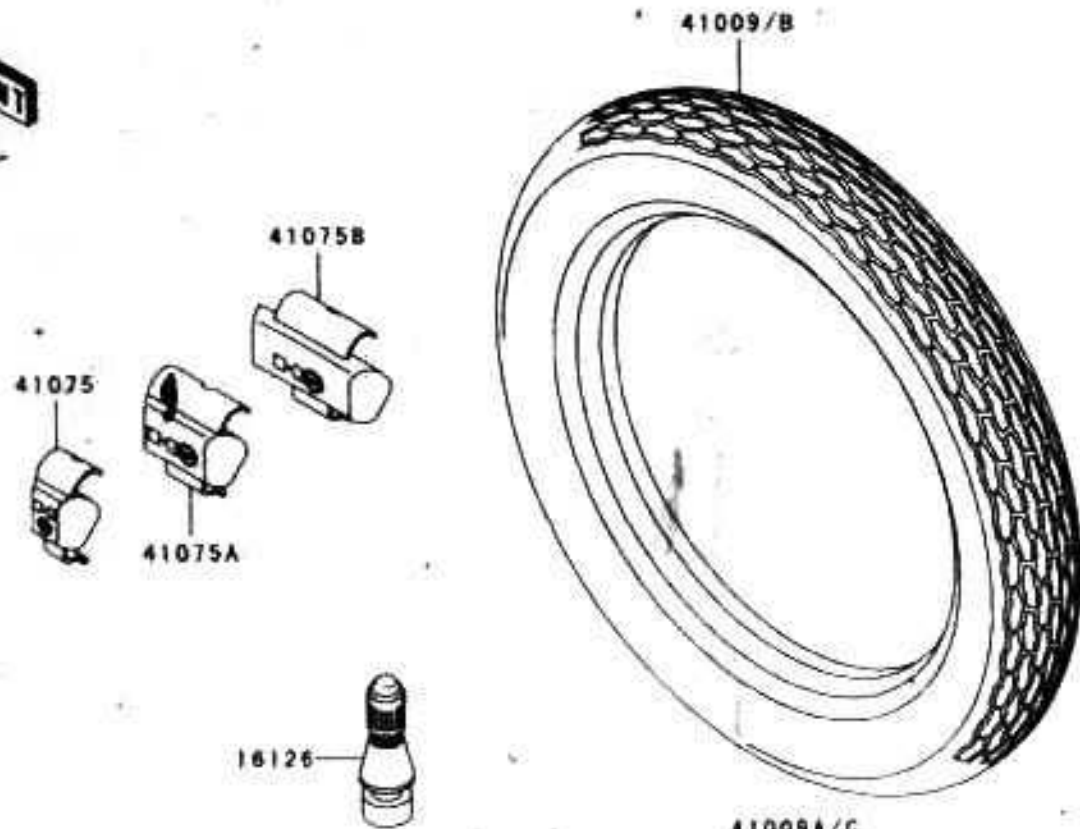
Ref. No.	Part No.	Description	Spec Code	Quantity-ZG1200			
				'01	'02		
				B15	B16		
11012	11012-1508	CAP,NUT		1	1		
11044	11044-1660	BRACKET,SIDE STAND SWITCH		1	1		
13059	13059-1118	LEVER-KICK,CENTER STAND		1	1		
34011	34011-1185	STAND-CENTER		1	1		
34024	34024-1202	STAND-SIDE		1	1		
34025	34025-008	SPRING,STAND		1	1		
92002	92002-1679	BOLT,CENTER STAND		4	4		
92066	92066-1184	PLUG		1	1		
92075	92075-016	DAMPER		1	1		
92081	92081-1506	SPRING,STAND		2	2		
92081A	92081-1727	SPRING SIDE STAND		1	1		
315	315C1000	NUT-HEX-FINE 10MM BLACK		4	4		
315A	315C1200	NUT-HEX-FINE		1	1		

This catalog covers:
 '01~'02 ZG1200-B15/B16 Chassis

Kawasaki Motors Corp., U.S.A.

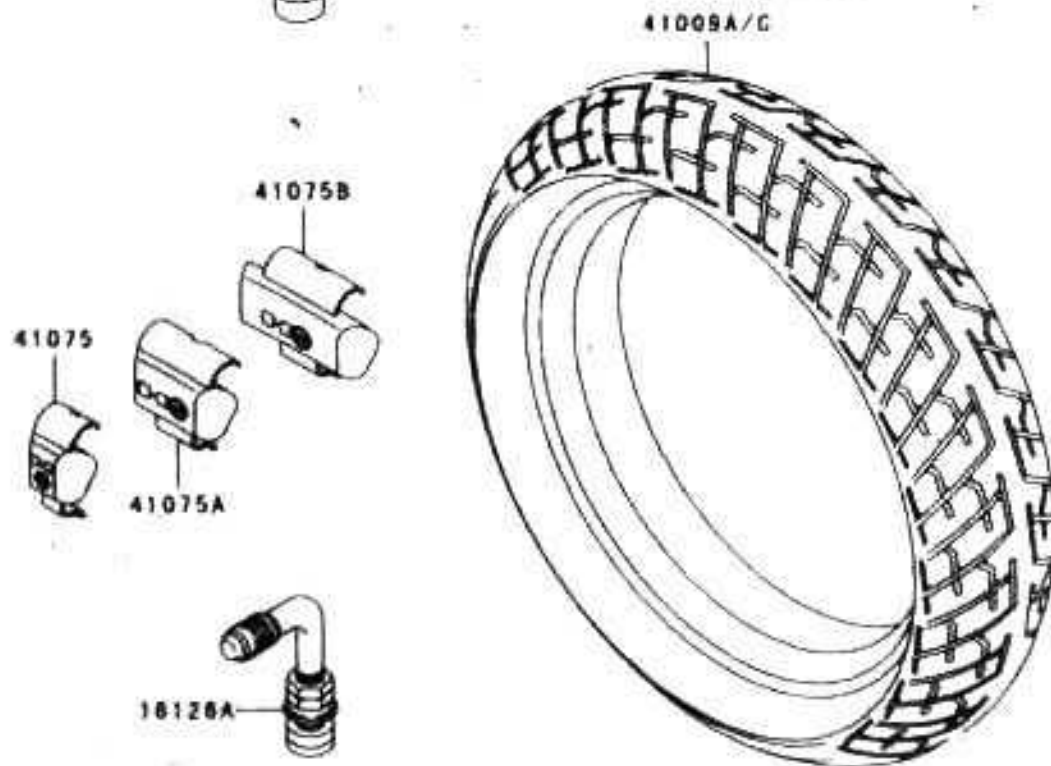
This grid covers:
 Tires

FRONT



F2219

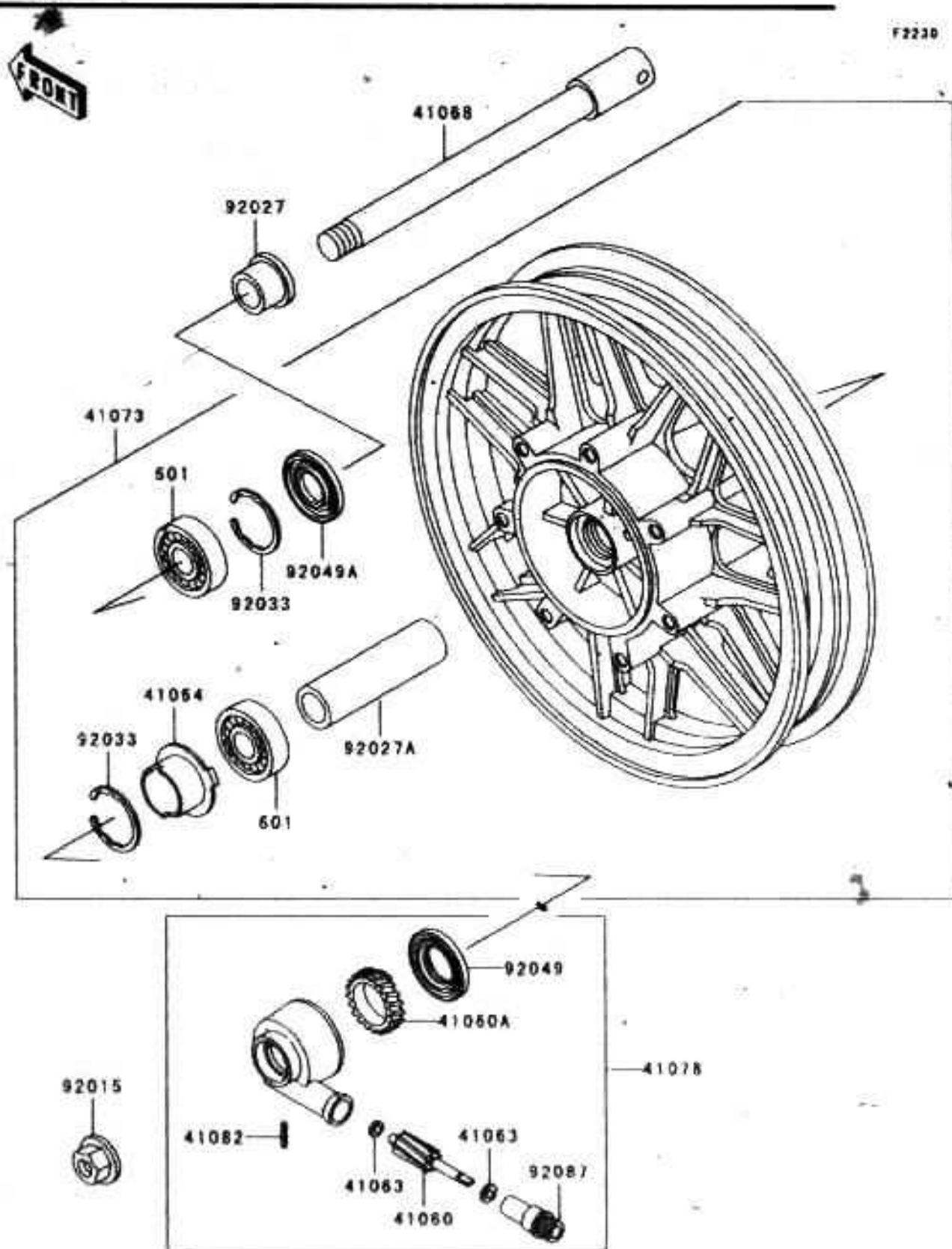
Ref. No.	Part No.	Description	Spec Code	Quantity-ZG1200				
				'01		'02		
				B15	B16			
16126	16126-1140	VALVE,TIRE			1	1		
16126A	16126-1191	VALVE,TIRE			1	1		
41009	41009-1320	TIRE FR M130/90-16 67H.F21(D)			1			
41009A	41009-1321	TIRE RR,M150/90-15 74H,K425A(D)			1			
41009B	41009-1393	TIRE FR,130/90-16 67H,D404FW(D)					1	
41009C	41009-1394	TIRE RR,150/90B15 74H,D404G(D)						1
41075	41075-1014	BALANCER-WHEEL,10G,SILVER		AR				AR
41075A	41075-1015	BALANCER-WHEEL,20G,SILVER		AR				AR
41075B	41075-1016	BALANCER-WHEEL,30G,SILVER		AR				AR



This catalog covers:
'01~'02 ZG1200-B15/B16 Chassis

This grid covers:
Front Wheel

Kawasaki Motors Corp., U.S.A.

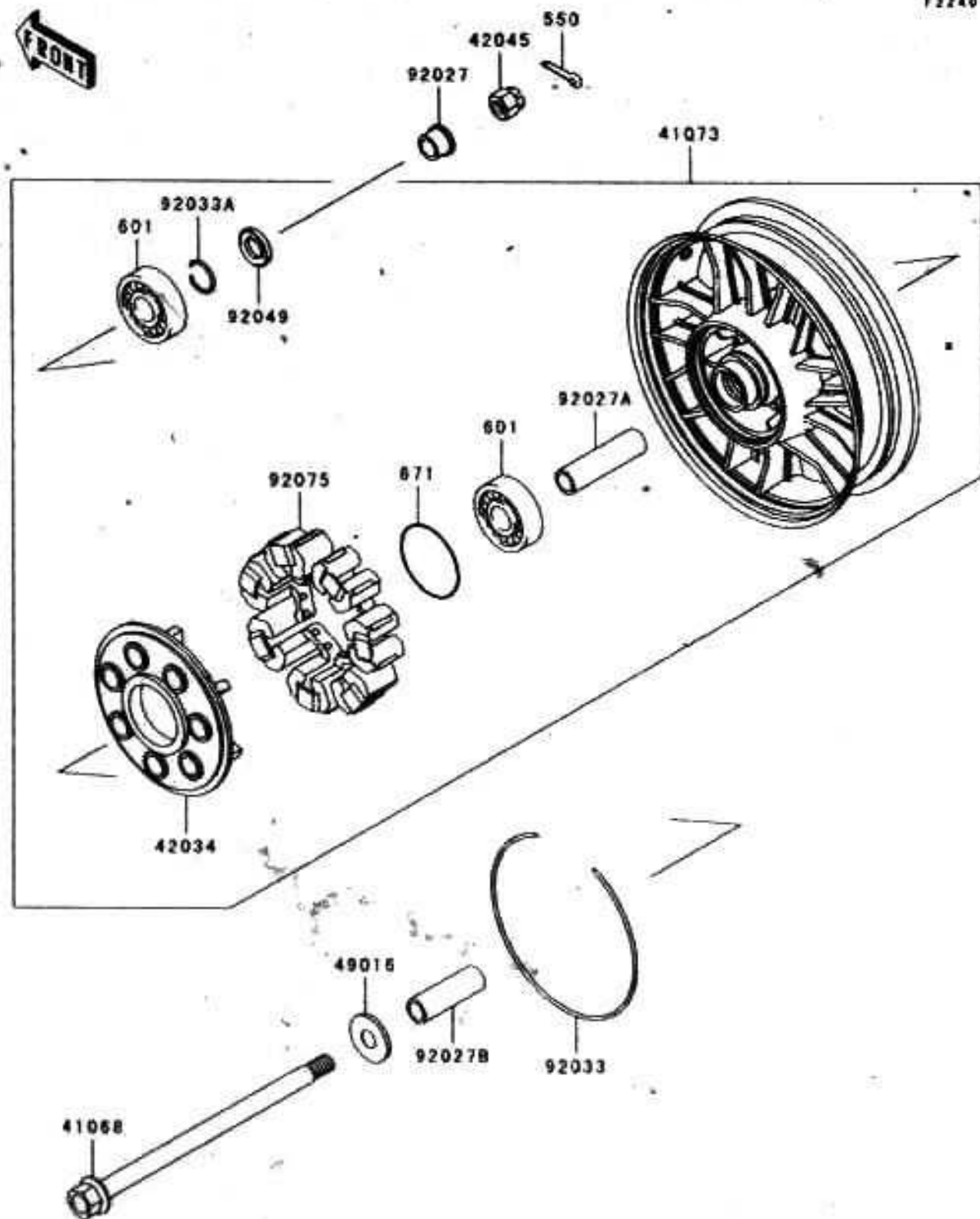


Ref. No.	Part No.	Description	Spec Code	Quantity-ZG1200			
				'01	'02		
				B15	B16		
41060	41060-1016	GEAR-METER SCREW,9T	1	1			
41060A	41060-1041	GEAR-METER SCREW,25T	1	1			
41063	41063-001	WASHER,5.1X9X0.4	2	2			
41064	41064-1006	RECEIVER-SPEEDOMETER	1	1			
41068	41068-1199	AXLE,FR	1	1			
41073	41073-1552-V8	WHEEL ASSY,FR,GRAY NO.1	1	1			
41078	41078-1064	CASE-ASSY-METER GEAR	1	1			
41082	41082-001	PIN,SPRING	1	1			
92015	92015-1407	NUT,14MM	1	1			
92027	92027-1225	COLLAR,L=30	1	1			
92027A	92027-1921	COLLAR,15.2X22X7.6	1	1			
92033	92033-1041	RING-SNAP,42MM	2	2			
92049	92049-1057	SEAL-OIL,BJN30427-C3	1	1			
92049A	92049-1058	SEAL-OIL,BJN22425	1	1			
92087	92087-1002	BUSHING-METER GEAR	1	1			
601	601B6302UG	BEARING-BALL,#6302UG	2	2			

This catalog covers:
 '01~'02 ZG1200-B15/B16 Chassis

This grid covers:
 Rear Wheel/Chain

Kawasaki Motors Corp., U.S.A.

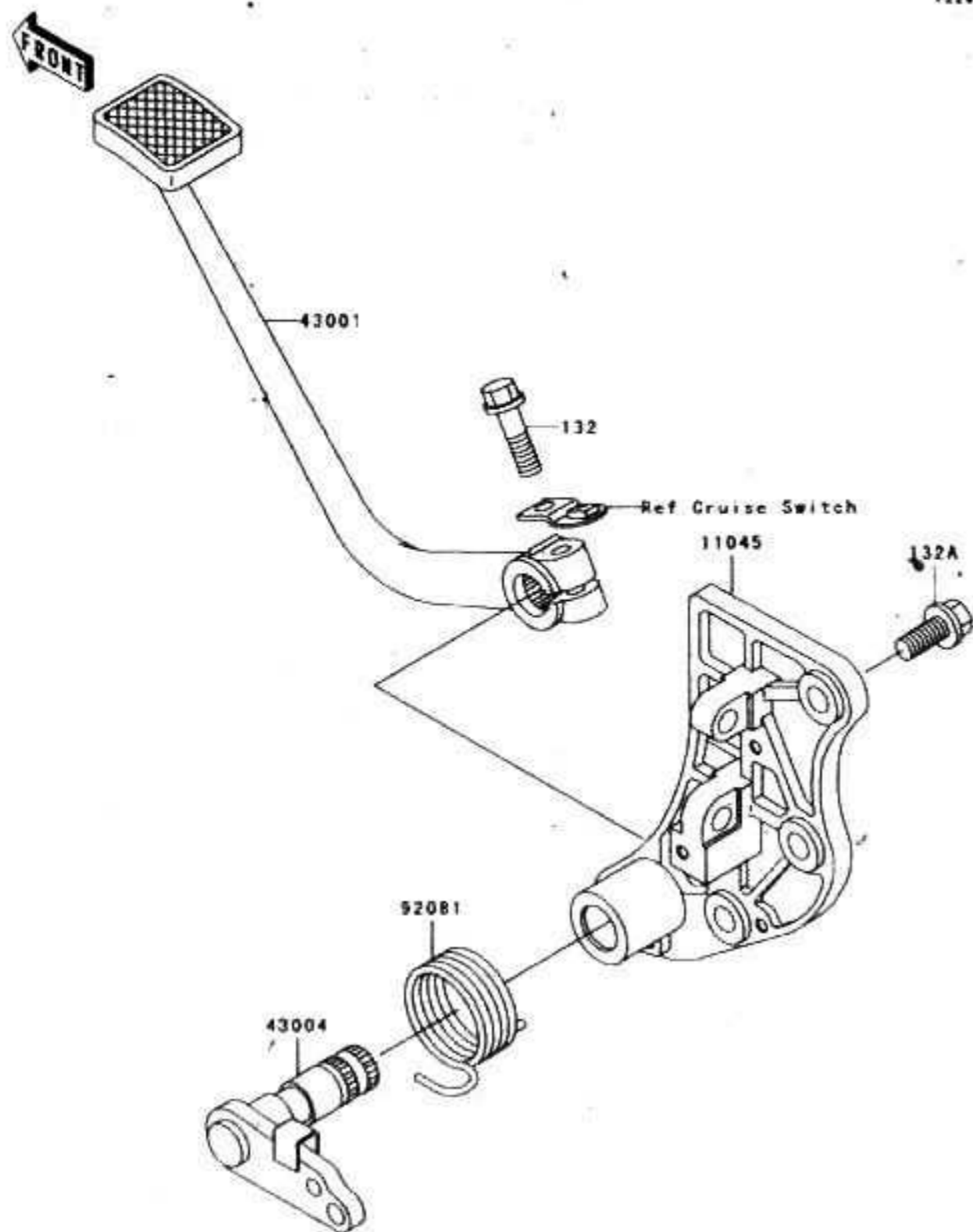


Ref. No.	Part No.	Description	Spec Code	Quantity-ZG1200			
				'01	'02	B15	B16
41068	41068-1197	AXLE,RR		1	1		
41073	41073-1553-V8	WHEEL-ASSY,RR,GRAY NO.1		1	1		
42034	42034-1011	COUPLING,RR HUB		1	1		
42045	42045-018	NUT,CASTLE,18MM		1	1		
49016	49016-1019	COVER-SEAL		1	1		
92027	92027-1792	COLLAR,RR AXLE,L-20		1	1		
92027A	92027-1901	COLLAR,20.2X28X105.5		1	1		
92027B	92027-1969	COLLAR,20.2X28X86		1	1		
92033	92033-1019	RING-SNAP		1	1		
92033A	92033-1043	RING-SNAP,52MM		1	1		
92049	92049-1061	SEAL-OIL,28X52X5		1	1		
92075	92075-1121	DAMPER,SHOCK,RR HUB		1	1		
550	550D4035	PIN-COTTER,4.0X35		1	1		
601	601B6304UU	BEARING-BALL,#6304UUC3		2	2		
671	671B2580	O RING,80MM		1	1		

This catalog covers:
 '01~'02 ZG1200-B15/B16 Chassis

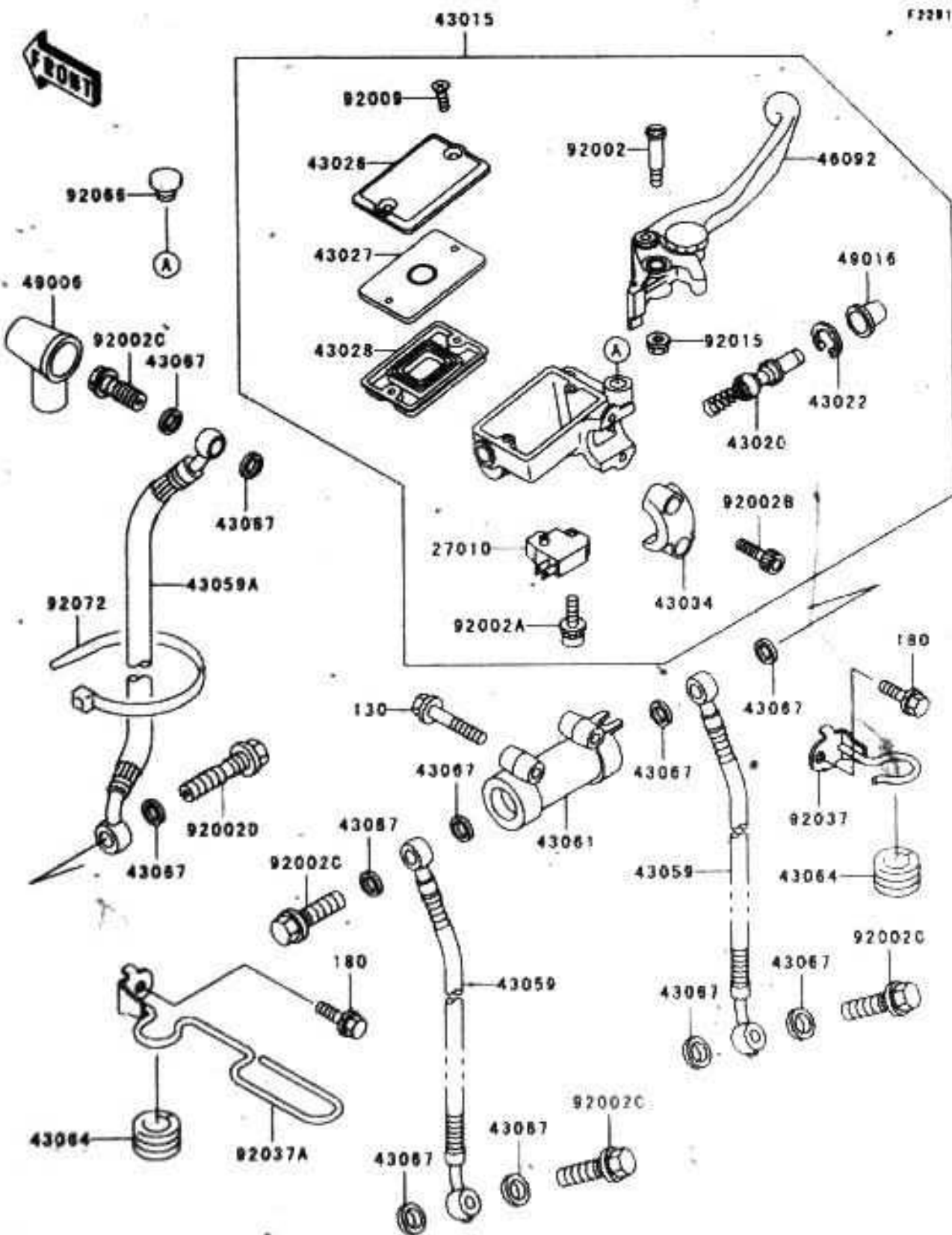
This grid covers:
 Brake Pedal/Torque Link

Kawasaki Motors Corp., U.S.A.



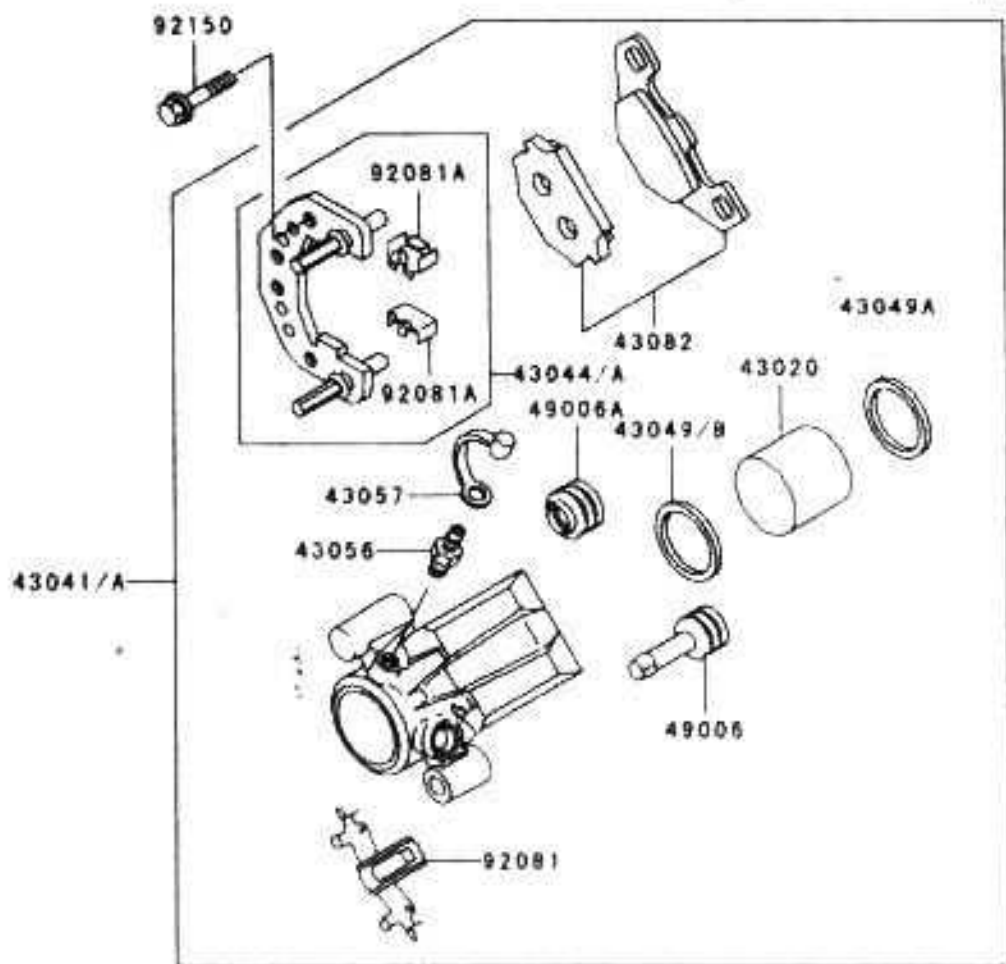
R2280

Ref. No.	Part No.	Description	Spec Code	Quantity-ZG1200			
				'01	'02		
				B15	B16		
11045	11045-1910	BRACKET, BRAKE PEDAL	1	1			
43001	43001-1235	LEVER- BRAKE, PEDAL	1	1			
43004	43004-1119	SHAFT- BRAKE	1	1			
92081	92081-1955	SPRING, BRAKE PEDAL RETURN	1	1			
132	132E0825	BOLT- FLANGED- SMALL	1	1			
132A	132J0816	BOLT- FLANGED- SMALL 8X16	3	3			



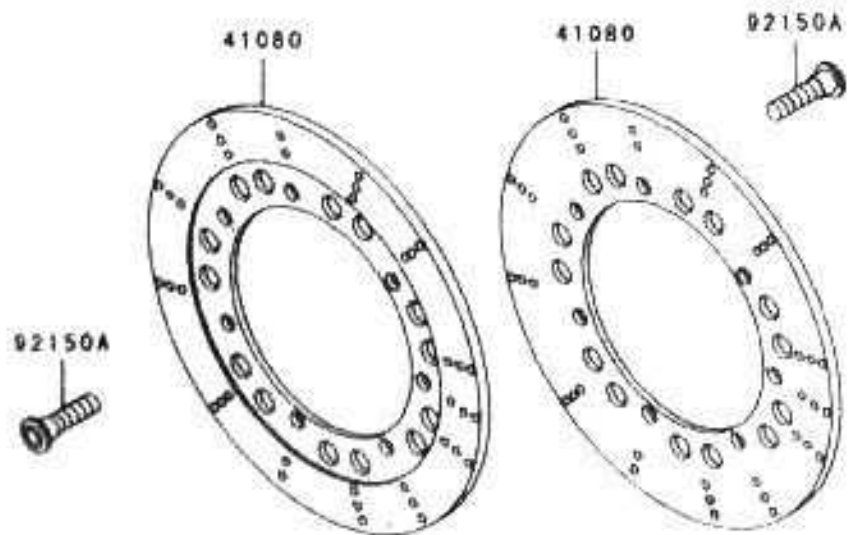
Ref. No.	Part No.	Description	Spec Code	Quantity-ZG1200			
				'01	'02	B15	B16
27010	27010-1232	SWITCH,CRUISE CONTROL CANCEL			1	1	
43015	43015-1506	CYLINDER,ASSY-MASTER,FR			1	1	
43020	43020-1054	PISTON,COMP-BRAKE,FR			1	1	
43022	43022-1010	STOPPER-BRAKE,PISTON			1	1	
43026	43026-1076	CAP-BRAKE			1	1	
43027	43027-1055	PLATE-DIAPHRAGM			1	1	
43028	43028-1058	DIAPHRAGM,MASTER CYLINDER			1	1	
43034	43034-1053	HOLDER-BRAKE,MASTER CYLINDER			1	1	
43059	43059-1792	HOSE-BRAKE,FR			2	2	
43059A	43059-1793	HOSE-BRAKE,FR			1	1	
43061	43061-1004	JOINT-BRAKE			1	1	
43064	43064-007	GROMMET,HOSE CLAMP			2	2	
43067	43067-001	WASHER,10.5X15X1.5			11	11	
46092	46092-1143	LEVER,GRIP,FRONT BRAKE			1	1	
49006	49006-1040	BOOT,DUST			1	1	
49016	49016-1044	COVER,SEAL,MASTER CYLINDER			1	1	
92002	92002-1322	BOLT,LEVER,SET,FL,ALOK			1	1	
92002A	92002-1323	BOLT,SCREW,4X12			1	1	
92002B	92002-1324	BOLT,SOCKET,6X20,BLACK			2	2	
92002C	92002-1888	BOLT,OIL,L=23			4	4	
92002D	92002-1909	BOLT,OIL,L=37			1	1	
92009	92009-1458	SCREW,4MM			2	2	
92015	92015-1233	NUT,FLANGED,6MM,BLACK			1	1	
92037	92037-1217	CLAMP,BRAKE,HOSE,RH			1	1	
92037A	92037-1296	CLAMP,BRAKE,HOSE,LH,BLACK			1	1	
92066	92066-1077	PLUG,9.5XR,POLYETHYLENE			1	1	
92072	92072-056	BAND,L=186			1	1	
130	130G-0660	BOLT,FLANGED,8X60			2	2	
180	180C-0612	BOLT,UPSET,WS			2	2	

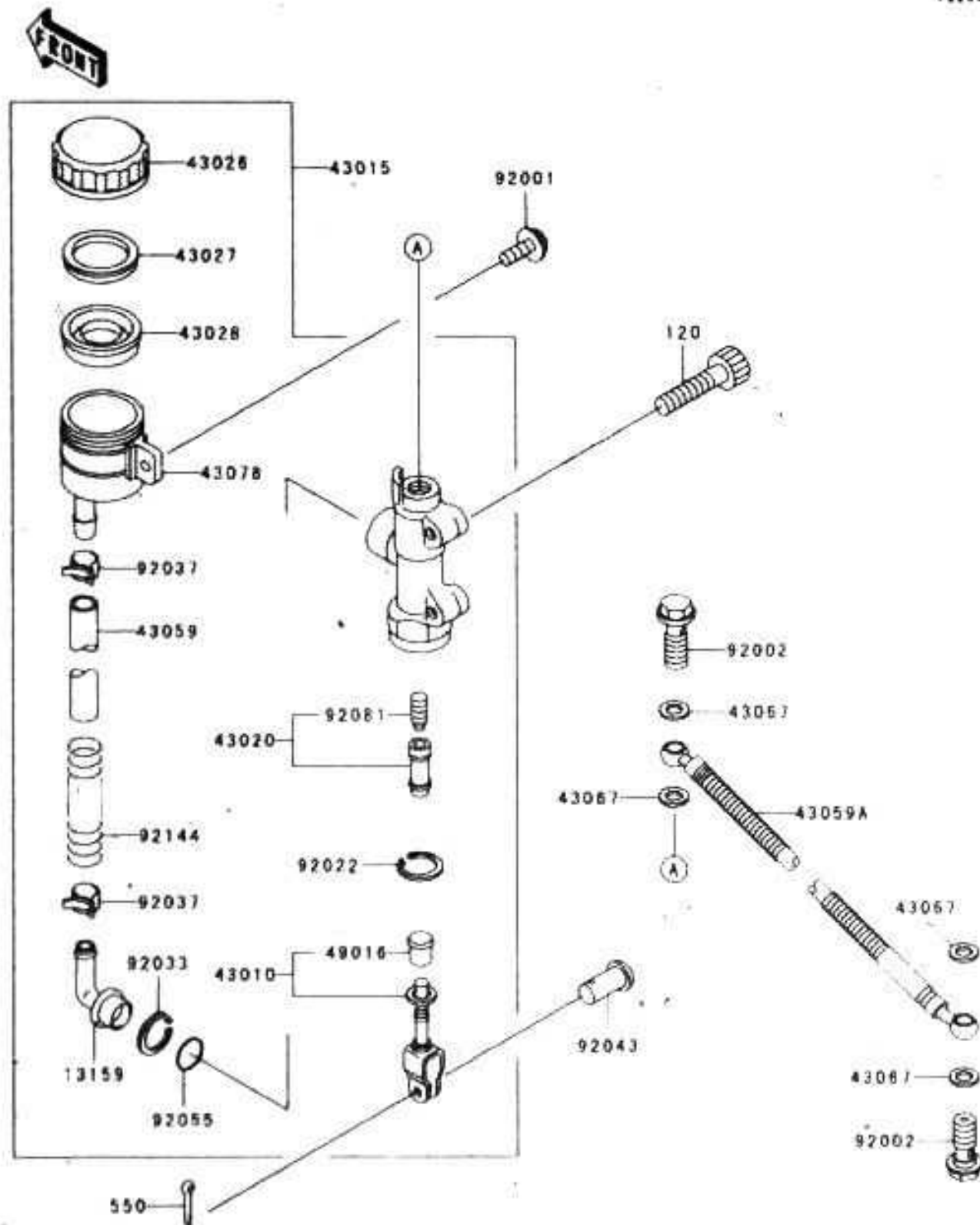
This grid covers:
 Front Brake



F2297

Ref. No.	Part No.	Description	Spec Code	Quantity-ZG1200			
				01	02		
				B15	B16		
41080	41080-1163	DISC FR		2	2		
43020	43020-1066	PISTON-COMP-BRAKE		2	2		
43041	43041-1472-GN	CALIPER ASSY FR LH SILVER		1	1		
43041A	43041-1615-GN	CALIPER ASSY FR RH SILVER		1	1		
43044	43044-1035	HOLDER-COMP CALIPER FR LH		1	1		
43044A	43044-1036	HOLDER-COMP-CALIPER FR RH		1	1		
43049	43049-002	PACKING PISTON SEAL		2	2		
43049A	43049-1028	PACKING PISTON		2	2		
43049B	43049-1098	PACKING PISTON SEAL			2		
43056	43056-1054	BREATHER BRAKE		2	2		
43057	43057-003	CAP-BREATHER		2	2		
43082	43082-1062	PAD-ASSY BRAKE		2	2		
49006	49006-1094	BOOT CALIPER		2	2		
49006A	49006-1095	BOOT CALIPER		2	2		
92081	92081-1525	SPRING PAD		2	2		
92081A	92081-1661	SPRING PAD STOPPER		4	4		
92150	92150-1004	BOLT FLANGED 10X41		4	4		
92150A	92150-1771	BOLT SOCKET BX36		14	14		





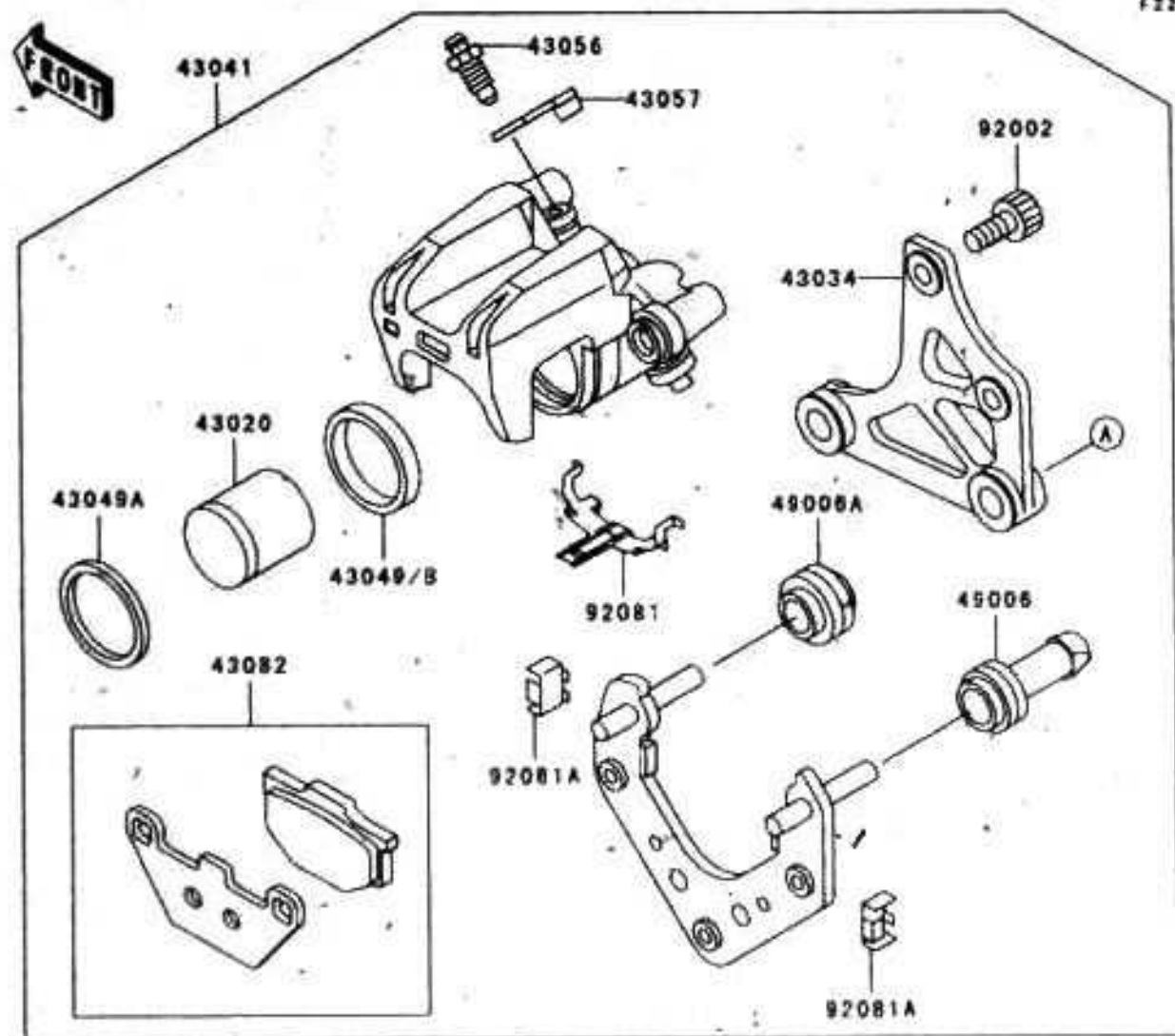
F2293

Ref. No.	Part No.	Description	Spec Code	Quantity-ZG1200			
				'01	'02		
				B15	B16		
13159	13159-1052	CONNECTOR RR MASTER CYLINDER		1	1		
43010	43010-1054	ROD-ASSY BRAKE		1	1		
43015	43015-1311	CYLINDER-ASSY-MASTER,RR		1	1		
43020	43020-1057	PISTON-COMP-BRAKE		1	1		
43026	43026-1051	CAP-BRAKE		1	1		
43027	43027-1051	PLATE-DIAPHRAGM		1	1		
43028	43028-1057	DIAPHRAGM MASTER CYLINDER		1	1		
43059	43059-1368	HOSE BRAKE RR MASTER CYLINDER		1	1		
43059A	43059-1794	HOSE BRAKE RR		1	1		
43067	43067-001	WASHER 10.5X15X1.5		4	4		
43078	43078-1082	RESERVOIR RR MASTER CYLINDER		1	1		
49016	49016-1103	COVER-SEAL BRAKE PISTON		1	1		
92001	92001-1860	BOLT W/P 6X16		1	1		
92002	92002-1888	BOLT OIL L=23		2	2		
92022	92022-1601	WASHER CIRCRIP		1	1		
92033	92033-1186	RING-SNAP 20.5MM		1	1		
92037	92037-1547	CLAMP BRAKE HOSE		2	2		
92043	92043-1013	PIN 6X16		1	1		
92055	92055-1251	RING-O MASTER CYLINDER		1	1		
92081	92081-1737	SPRING MASTER CYLINDER		1	1		
92144	92144-1057	SPRING BRAKE HOSE		1	1		
120	120S0830	BOLT SOCKET 6X30 BLACK		2	2		
550	550D2015	PIN-COTTER 2.0X15		1	1		

This catalog covers:
'01~'02 ZG1200-B15/B16 Chassis

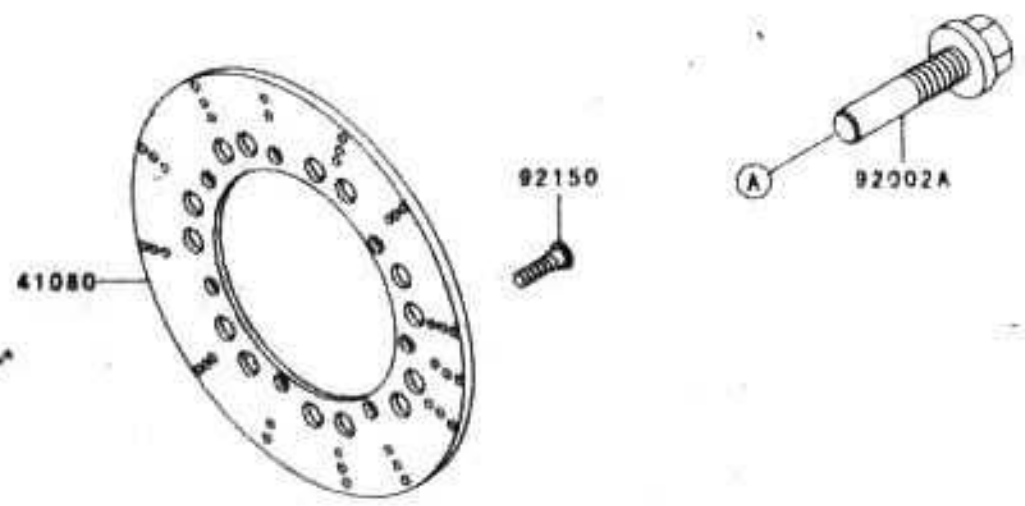
This grid covers:
Rear Brake

Kawasaki Motors Corp., U.S.A.



F2294

Ref. No.	Part No.	Description	Spec Code	Quantity-ZG1200			
				'01	'02		
				B15	B16		
41080	41080-1164	DISC,RR		1	1		
43020	43020-1066	PISTON-COMP-BRAKE		1	1		
43034	43034-1168-GN	HOLDER-BRAKE,REAR CALIPER,SIL		1	1		
43041	43041-1758-GN	CALIPER-ASSY,RR,SILVER		1	1		
43049	43049-002	PACKING,PISTON SEAL		1			
43049A	43049-1028	PACKING,PISTON		1	1		
43049B	43049-1098	PACKING,PISTON SEAL		1	1		
43056	43056-1054	BREATHER-BRAKE		1	1		
43057	43057-003	CAP-BREATHER		1	1		
43082	43082-1029	PAD-ASSY-BRAKE		1	1		
49006	49006-1094	BOOT,CALIPER		1	1		
49006A	49006-1095	BOOT,CALIPER		1	1		
92002	92002-1524	BOLT		2	2		
92002A	92002-1665	BOLT 18MM		1	1		
92081	92081-1525	SPRING PAD		1	1		
92081A	92081-1661	SPRING PAD STOPPER		2	2		
92150	92150-1771	BOLT SOCKET 8X30		7	7		



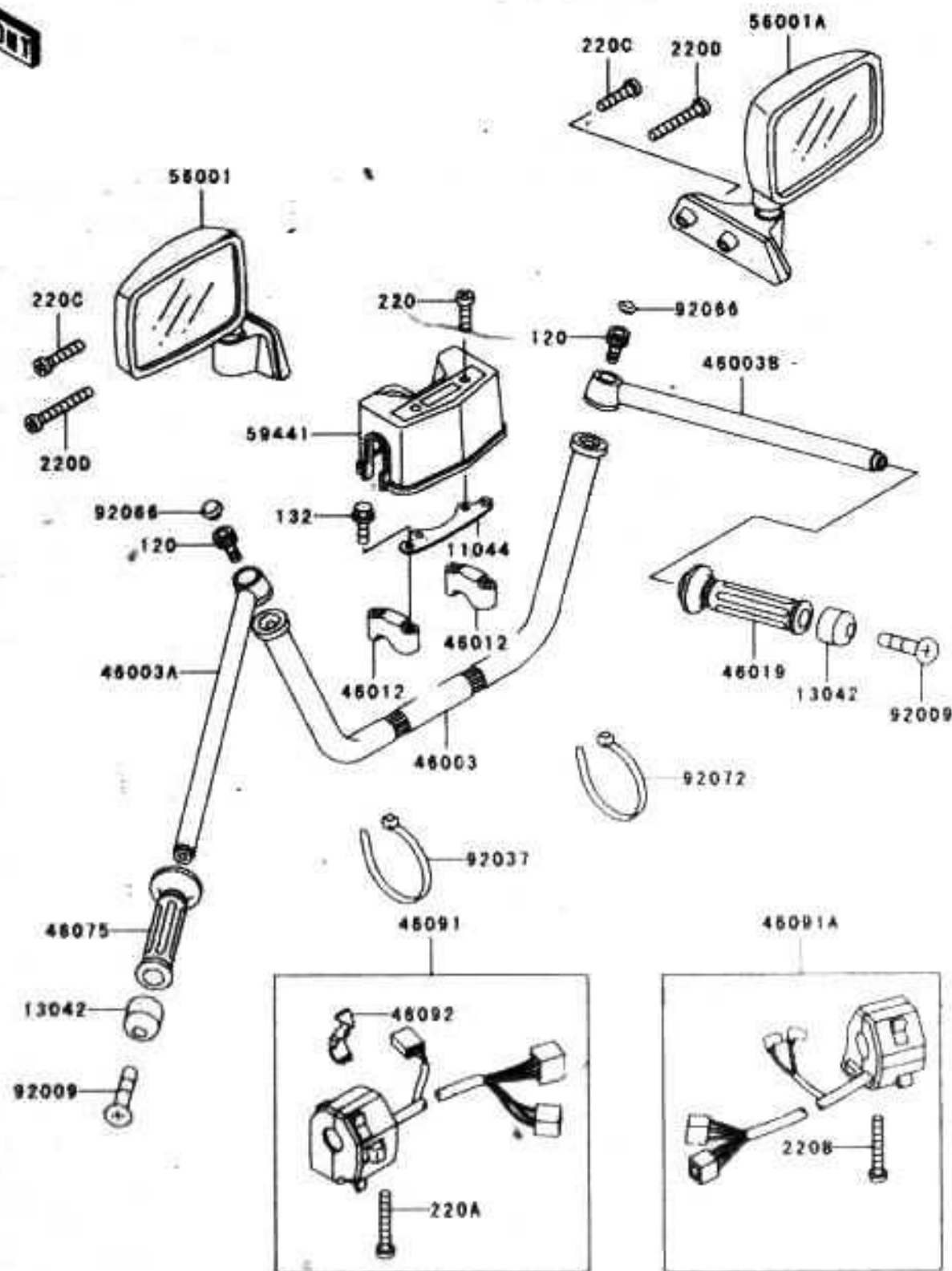
This catalog covers:
'01~'02 ZG1200-B15/B16 Chassis

This grid covers:
Handlebar

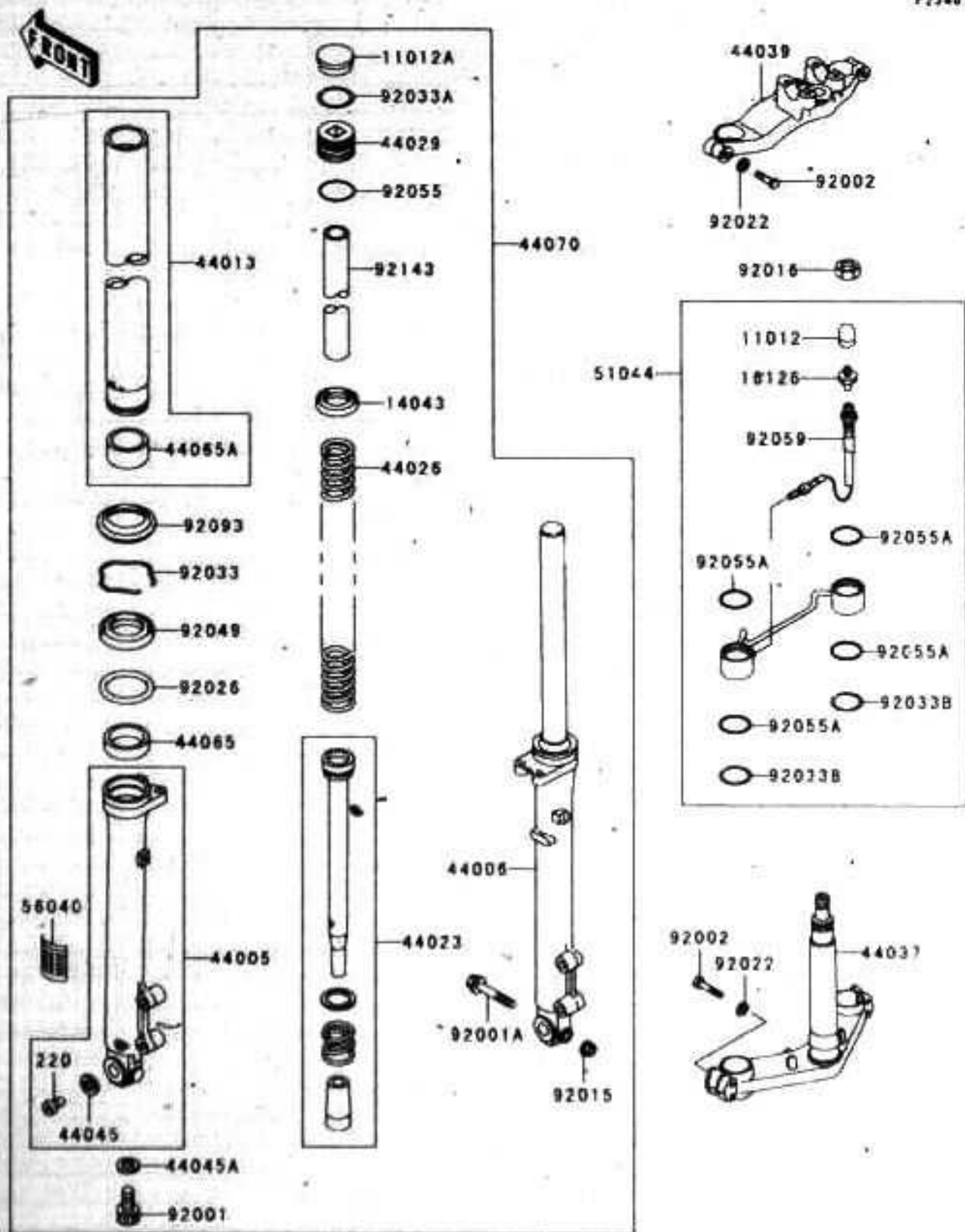
Kawasaki Motors Corp., U.S.A.

F2318

FRONT



Ref. No.	Part No.	Description	Spec Code	Quantity-ZG1200			
				'01	'02		
				B15	B16		
11044	11044-1635	BRACKET, HANDLE COVER	1	1			
13042	13042-1051	WEIGHT, HANDLE	2	2			
46003	46003-1210	HANDLE, CNT	1	1			
46003A	46003-1211	HANDLE, LH	1	1			
46003B	46003-1212	HANDLE, RH	1	1			
46012	46012-1151	HOLDER, HANDLE, UPP	2	2			
46019	46019-1064	GRIP, ASSY, THROTTLE	1	1			
46075	46075-1068	GRIP, LH	1	1			
46091	46091-1385	HOUSING, ASSY, CONTROL, LH	1	1			
46091A	46091-1452	HOUSING, ASSY, CONTROL, RH	1	1			
46092	46092-1124	LEVER, GRIP, CHOKE	1	1			
56001	56001-1262	MIRROR, ASSY, LH	1	1			
56001A	56001-1263	MIRROR, ASSY, RH	1	1			
59441	59441-1065	COVER, HANDLE	1	1			
92009	92009-1257	SCREW, 8X45	2	2			
92037	92037-1817	CLAMP BAND, L=137	4	4			
92066	92066-1234	PLUG, 18, 3X4, 5	2	2			
92072	92072-1195	BAND, L=202	2	2			
120	120T1025	BOLT, SOCKET	2	2			
132	132G0840	BOLT, FLANGED-SMALL	4	4			
220	220C0416	SCREW, PAN-CROS	2	2			
220A	220C0545	SCREW, PAN-CROS	2	2			
220B	220C0550	SCREW, PAN-CROS 5X50	2	2			
220C	220C0630	SCREW, PAN-CROS 6X30 BLACK	2	2			
220D	220C0645	SCREW, PAN-CROS 6X45 BLACK	2	2			

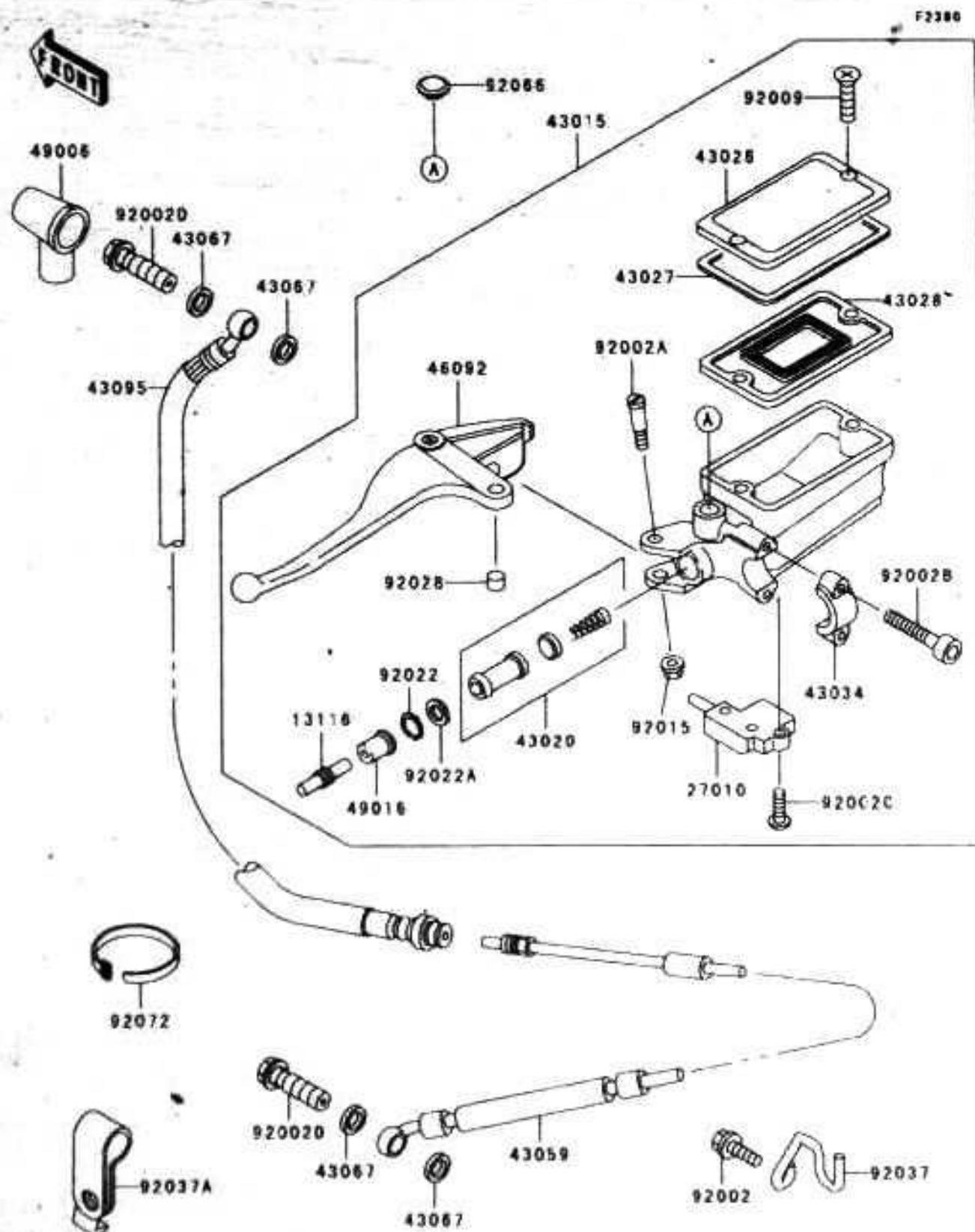


Ref. No.	Part No.	Description	Spec Code	Quantity-ZG1200			
				'01	'02		
				B15	B16		
11012	11012-1552	CAP AIR VALVE		1	1		
11012A	11012-1561	CAP FORK TOP		2	2		
14043	14043-1066	FILTER FORK		2	2		
16126	16126-1105	VALVE AIR		1	1		
44005	44005-1250	PIPE-LEFT FORK OUTER		1	1		
44006	44006-1249	PIPE-RIGHT FORK OUTER		1	1		
44013	44013-1263	PIPE-FORK INNER		2	2		
44023	44023-1060	CYLINDER-COMP-FORK		2	2		
44026	44026-1375	SPRING-FRONT FORK		2	2		
44029	44029-1125	SEAT-FORK SPRING		2	2		
44037	44037-1194	HOLDER-FORK UNDER		1	1		
44039	44039-1132	HOLDER-FORK UPPER		1	1		
44045	44045-046	GASKET FORK DRAIN PLUG		2	2		
44045A	44045-051	GASKET FORK CYLINDER BOLT		2	2		
44065	44065-1079	BUSHING-FRONT FORK		2	2		
44065A	44065-1080	BUSHING-FRONT FORK INNER PIPE		2	2		
44070	44070-5036	DAMPER ASSY FORK		1	1		
51044	51044-1082	TUBE ASSY FORK AIR		1	1		
56040	56040-1054	LABEL WARNING AIR SUSPENSION		2	2		
92001	92001-1464	BOLT FORK CYLINDER		2	2		
92001A	92001-1485	BOLT FLANGED 8X55		1	1		
92002	92002-1603	BOLT		6	6		
92015	92015-1055	NUT FLANGED 8MM		1	1		
92016	92016-044	NUT 14MM		1	1		
92022	92022-1703	WASHER SPRING 8MM		6	6		
92026	92026-1276	SPACER FORK OUTER		2	2		
92033	92033-1222	RING-SNAP		2	2		
92033A	92033-1223	RING-SNAP SPRING SEAT		2	2		
92033B	92033-1224	RING-SNAP AIR TUBE		2	2		
92049	92049-1363	SEAL OIL FORK		2	2		
92055	92055-1363	RING-O SPRING SEAT		2	2		
92055A	92055-1364	RING-O FORK AIR TUBE		4	4		
92059	92059-1745	TUBE FORK AIR		1	1		
92093	92093-1268	SEAL FORK		2	2		
92143	92143-1053	COLLAR FORK SPRING		2	2		
220	220B0406	SCREW-PAN-CROSS 4X6		2	2		

This catalog covers:
'01~'02 ZG1200-B15/B16 Chassis

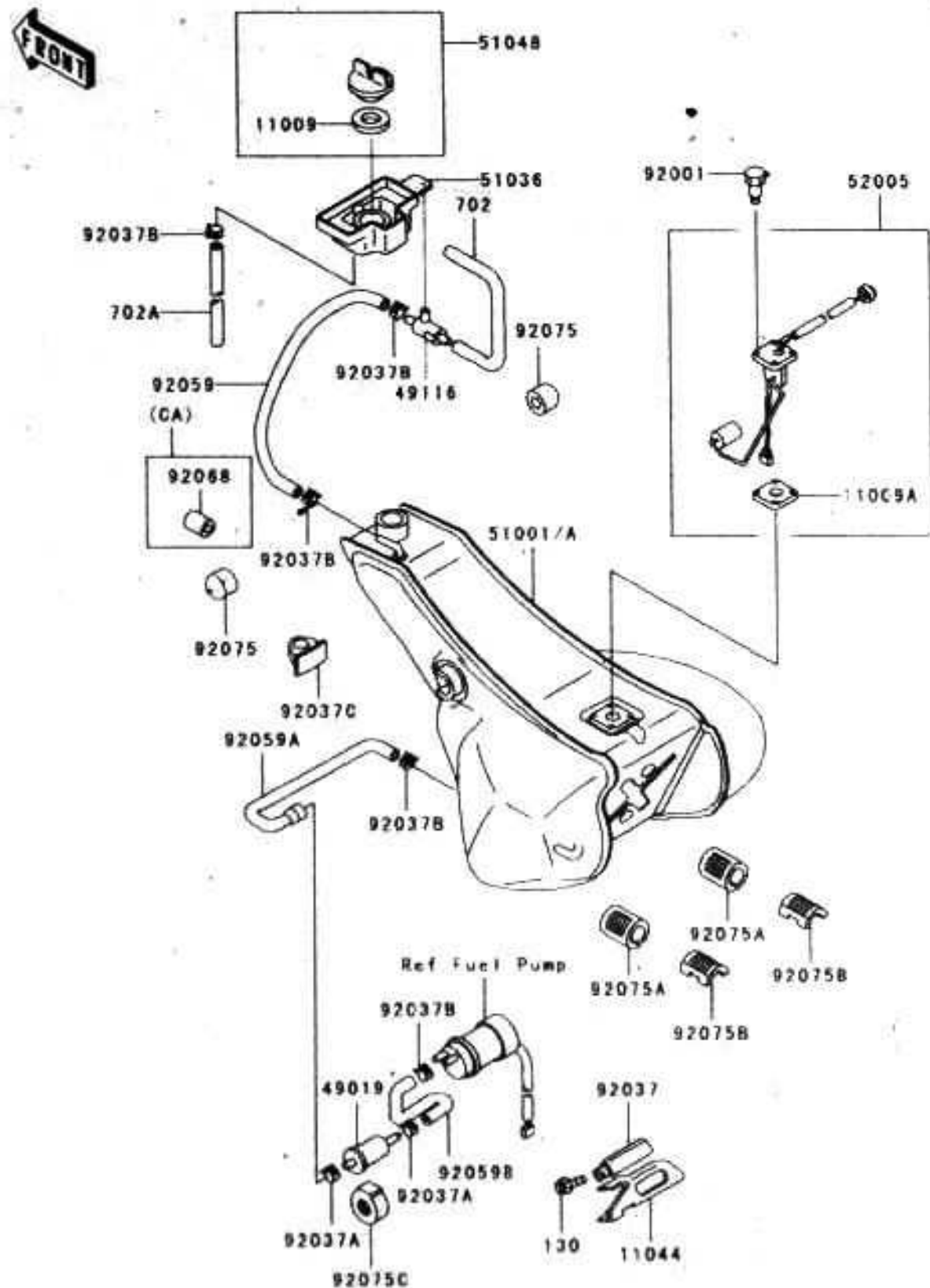
This grid covers:
Clutch Master Cylinder

Kawasaki Motors Corp., U.S.A.



Ref. No.	Part No.	Description	Quantity-ZG1200			
			'01		'02	
			B15	B16		
93116	13116-1110	ROD-PUSH MASTER CYLINDER	1	1		
27010	27010-1406	SWITCH CLUTCH	1	1		
43015	43015-1507	CYLINDER-ASSY MASTER CLUTCH	1	1		
43020	43020-1055	PISTON-COMP BRAKE CLUTCH	1	1		
43026	43026-1076	CAP-BRAKE	1	1		
43027	43027-1055	PLATE-DIAPHRAGM	1	1		
43028	43028-1058	DIAPHRAGM MASTER CYLINDER	1	1		
43034	43034-1054	HOLDER-BRAKE MASTER CYLINDER	1	1		
43059	43059-1330	HOSE-BRAKE CLUTCH	1	1		
43067	43067-001	WASHER, 10.5X15X1.5	4	4		
43095	43095-1050	HOSE-BRAKE CLUTCH	1	1		
46092	46092-1130	LEVER-GRIP CLUTCH	1	1		
49006	49006-1040	BOOT DUST	1	1		
49016	49016-1044	COVER-SEAL MASTER CYLINDER	1	1		
92002	92002-1133	BOLT 6X14	1	1		
92002A	92002-1322	BOLT LEVER SET BLACK	1	1		
92002B	92002-1324	BOLT SOCKET 6X20 BLACK	2	2		
92002C	92002-1325	SCREW 4X16	1	1		
92002D	92002-1888	BOLT OIL L=23	2	2		
92009	92009-1458	SCREW 4MM	2	2		
92015	92015-1233	NUT FLANGED 6MM BLACK	1	1		
92022	92022-1605	CIRCLIP	1	1		
92022A	92022-1606	WASHER PISTON	1	1		
92028	92028-1310	BUSHING MASTER CYLINDER	1	1		
92037	92037-1789	CLAMP HOSE	1	1		
92037A	92037-1944	CLAMP HOSE	1	1		
92066	92066-1077	PLUG 9.5X8 POLYETHYLENE	1	1		
92072	92072-1195	BAND L=202	1	1		

This grid covers:
Fuel Tank



F2410

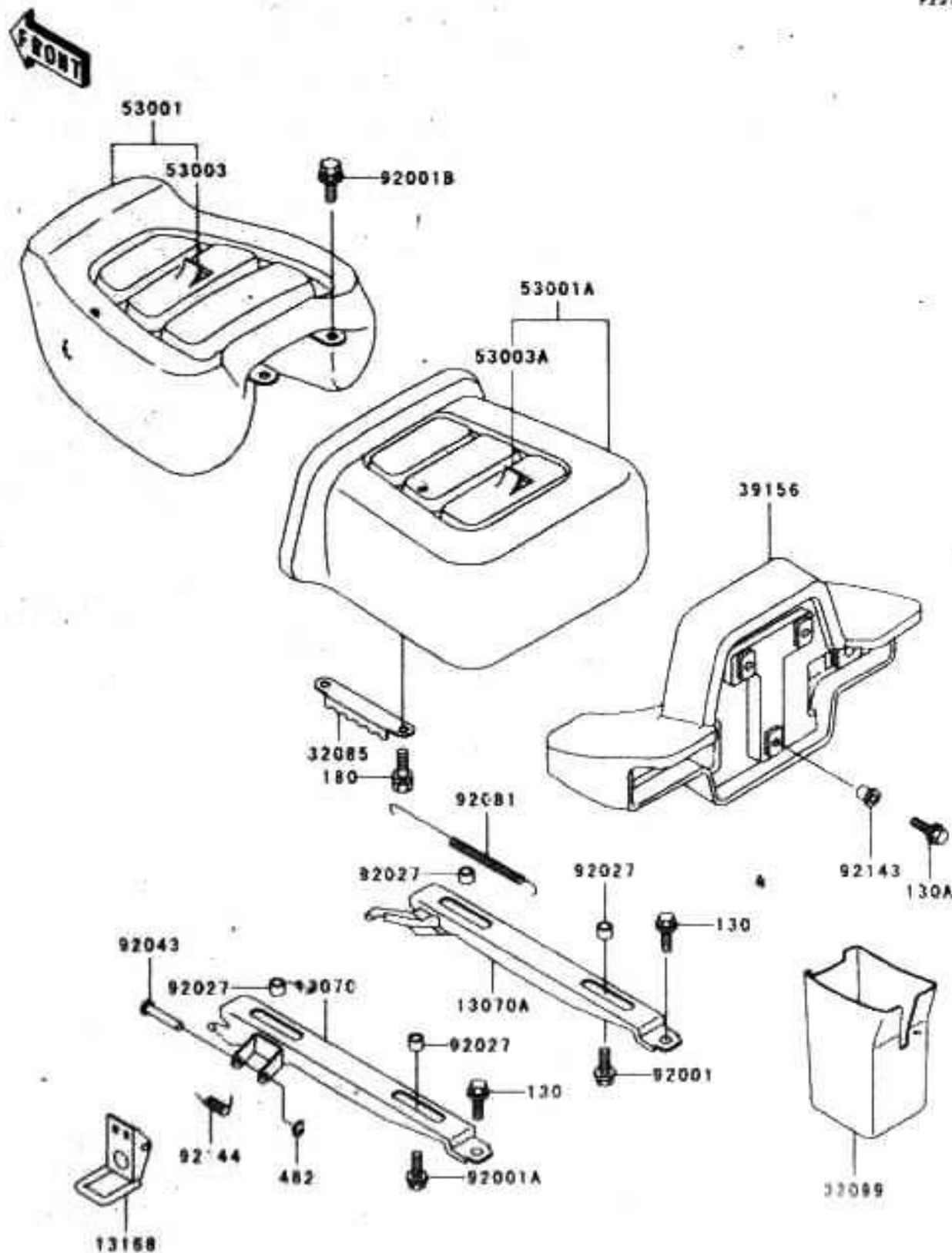
Ref. No.	Part No.	Description	Spec Code	Quantity-ZG1200			
				'01	'02		
11009	11009-1326	GASKET TANK CAP		1	1		
11009A	11009-1656	GASKET FUEL GAUGE		1	1		
11044	11044-1743	BRACKET FUEL FILTER		1	1		
49019	49019-1055	FILTER-FUEL		1	1		
49116	49116-1063	VALVE-ASSY BREATHER		1	1		
51001	51001-1444	TANK-COMP-FUEL					
	L		CN US	1	1		
51001A	51001-1445	TANK-COMP-FUEL					
	L		CA	1	1		
51036	51036-1054	CUP FUEL TANK		1	1		
51048	51048-1070	CAP-ASSY TANK FUEL		1	1		
52005	52005-1076	GAUGE FUEL		1	1		
92001	92001-1705	BOLT FUEL GAUGE		4	4		
92037	92037-1069	CLAMP WIRING HARNESS L=60		1	1		
92037A	92037-1181	CLAMP		2	2		
92037B	92037-1505	CLAMP TUBE		5	5		
92037C	92037-1794	CLAMP TUBE		2	2		
92059	92059-1392	TUBE 5 8X11 5X260		1	1		
92059A	92059-1724	TUBE		1	1		
92059B	92059-1725	TUBE		1	1		
92068	92068-006	PLUG 12X25					
	L		CA	1	1		
92075	92075-044	DAMPER FUEL TANK		2	2		
92075A	92075-084	DAMPER FUEL TANK		2	2		
92075B	92075-1806	DAMPER FUEL TANK		2	2		
92075C	92075-1853	DAMPER FUEL FILTER		1	1		
130	130B0610	BOLT-FLANGED 6X10		2	2		
702	702A05170	TUBE RUBBER 5X170					
	L		CN US	1	1		
702A	702A07720	TUBE RUBBER 7X720		1	1		

This catalog covers:
 '01~'02 ZG1200-B15/B16 Chassis

This grid covers:
 Seat

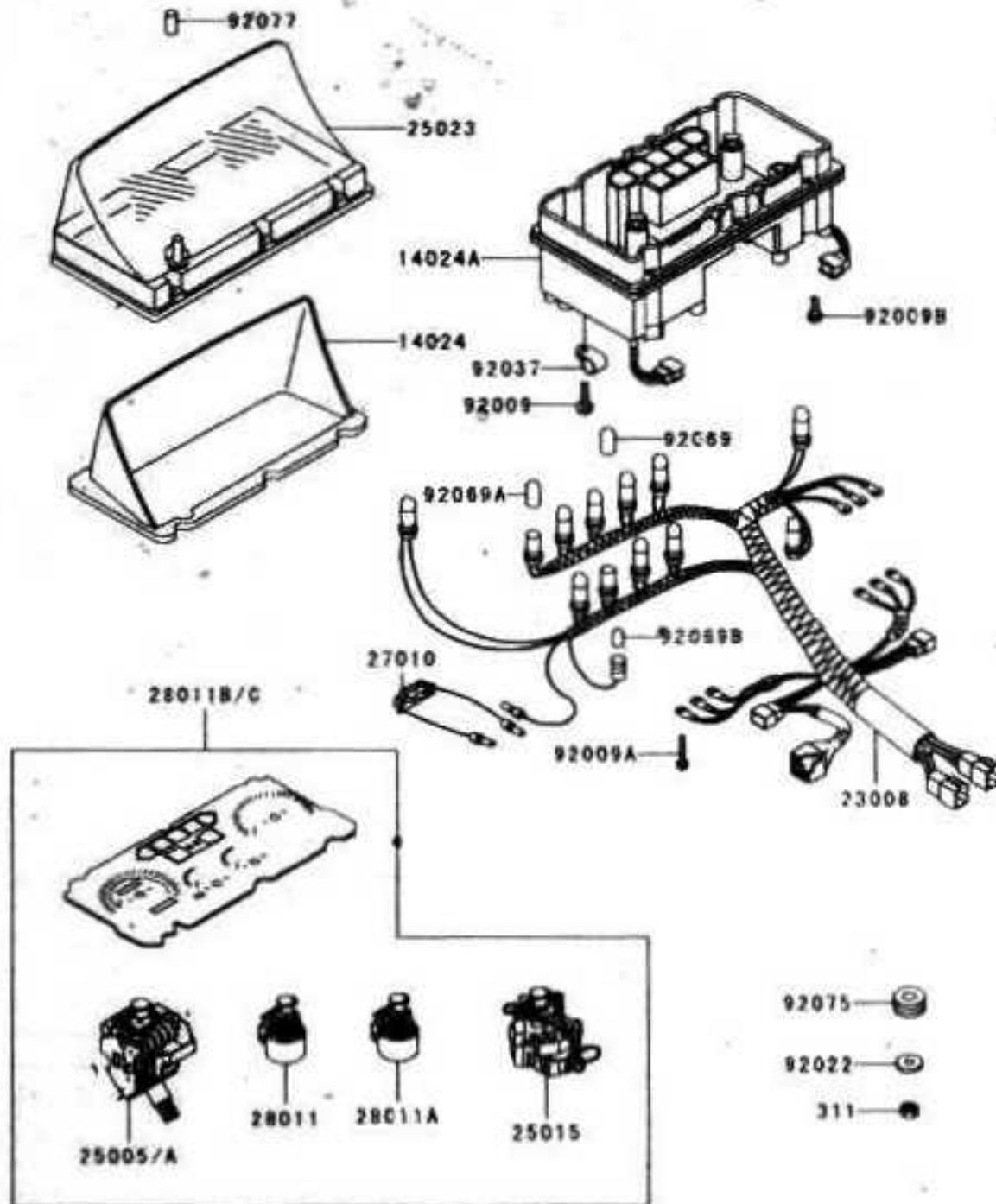
Kawasaki Motors Corp., U.S.A.

F2510



Ref. No.	Part No.	Description	Quantity-ZG1200			
			'01	'02		
			B15	B16		
13070	13070-1147	GUIDE REAR SEAT,LH	1	1		
13070A	13070-1148	GUIDE REAR SEAT,RH	1	1		
13168	13168-1302	LEVER,REAR SEAT	1	1		
32085	32085-1248	STOPPER,SEAT	1	1		
32099	32099-1091-PP	CASE,REAR AUDIO CONTROL GRAY	1	1		
39156	39156-1401-PP	PAD,SEAT GRAY 10	1	1		
53001	53001-1743-PP	SEAT-ASSY,FR,GRAY 10	1	1		
53001A	53001-1744-PP	SEAT-ASSY,RR,GRAY 10	1	1		
53003	53003-1291-PP	LEATHER,FRONT SEAT,GRAY 10	1	1		
53003A	53003-1292-PP	LEATHER,REAR SEAT GRAY 10	1	1		
92001	92001-1826	BOLT,6X20	2	2		
92001A	92001-1860	BOLT W/P,6X18	2	2		
92001B	92001-1862	BOLT W/SP,6X14	2	2		
92027	92027-164	COLLAR,6.3X10X5	4	4		
92043	92043-1109	PIN,6X35.3	1	1		
92081	92081-1950	SPRING SEAT RETURN	1	1		
92143	92143-1025	COLLAR,L=6.5	7	7		
92144	92144-1038	SPRING SEAT LEVER	1	1		
130	130B0610	BOLT-FLANGED,6X10	2	2		
130A	130C0620	BOLT-FLANGED,6X20	7	7		
180	180B0612	BOLT,UPSET,WS,6X12	2	2		
482	482L5000	CIRCLIP,TYPE E 5MM	1	1		

F2538

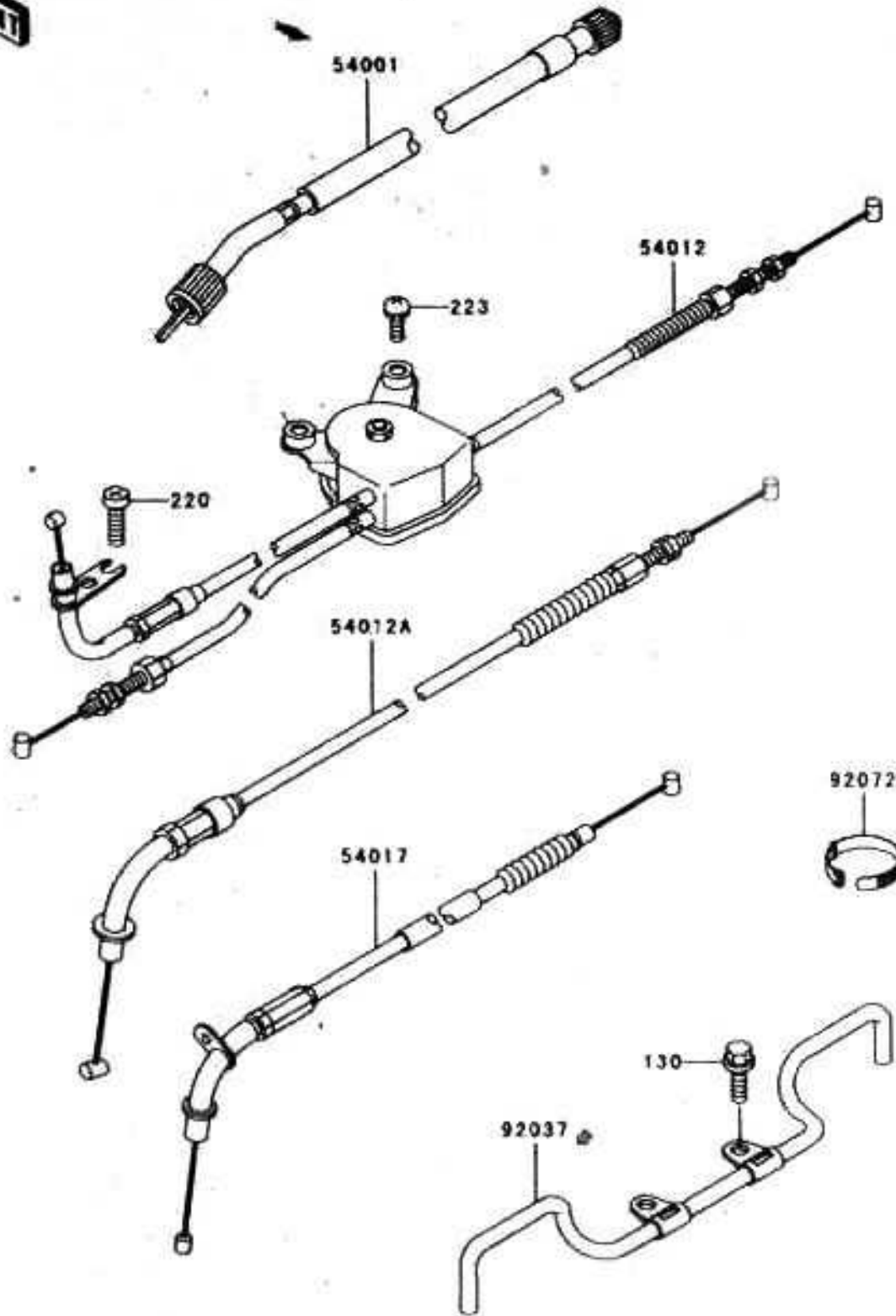


Ref. No.	Part No.	Description	Spec Code	Quantity-ZG1200			
				01	02		
				B15	B16		
14024	14024-1179	COVER,METER,UPP		1	1		
14024A	14024-1180	COVER,METER,LWR		1	1		
23008	23008-1344	SOCKET-ASSY,METER		1	1		
25005	25005-1638	SPEEDOMETER,MPH					
	L	----- CA US		1	1		
25005A	25005-1639	SPEEDOMETER,KPH					
	L	----- CN		1	1		
25015	25015-1255	TACHOMETER,X1000R/MIN		1	1		
25023	25023-1133	COVER-METER CASE,UPP		1	1		
27010	27010-1231	SWITCH,METER		1	1		
28011	28011-1079	METER,FUEL		1	1		
28011A	28011-1062	METER,TEMP		1	1		
28011B	28011-1171	METER,FACE PLATE(MPH)					
	L	----- CA US		1	1		
28011C	28011-1172	METER,FACE PLATE(KPH)					
	L	----- CN		1	1		
92009	92009-1163	SCREW,TAPPING,4X16		1	1		
92009A	92009-1293	SCREW,3X22		6	6		
92009B	92009-1382	SCREW,3X10		6	6		
92022	92022-263	WASHER,5,2X16X1,2		4	4		
92037	92037-1769	CLAMP,CODE		1	1		
92069	92069-1007	BULB,12V 3.4W T10		11	11		
92069A	92069-1020	BULB,12V 3W T7		1	1		
92069B	92069-1059	BULB,12V 1.7W T10		1	1		
92075	92075-1805	DAMPER		4	4		
92077	92077-1017	KNOB,RESET TRIP		1	1		
311	311B0500	NUT-HEX		4	4		

This catalog covers:
'01~'02 ZG1200-B15/B16 Chassis

This grid covers:
Cables

Kawasaki Motors Corp., U.S.A.



F2540

Ref. No.	Part No.	Description	Quantity-ZG1200			
			'01	'02		
			B15	B16	#	
54001	54001-1121	CABLE-SPEEDOMETER	1	1		
54012	54012-1331	CABLE-THROTTLE,OPENING	1	1		
54012A	54012-1332	CABLE-THROTTLE,CLOSING	1	1		
54017	54017-1095	CABLE-STARTER	1	1		
92037	92037-1832	CLAMP,CABLE&HOSE	1	1		
92072	92072-1195	BAND,L=202	1	1		
130	130B0614	BOLT-FLANGED	2	2		
220	220C0514	SCREW-PAN-CROS	1	1		
223	223B0610	SCREW-PAN-WS-CROS	2	2		

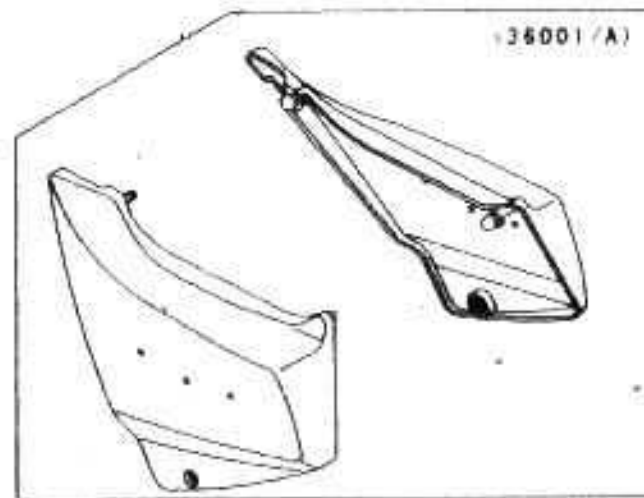
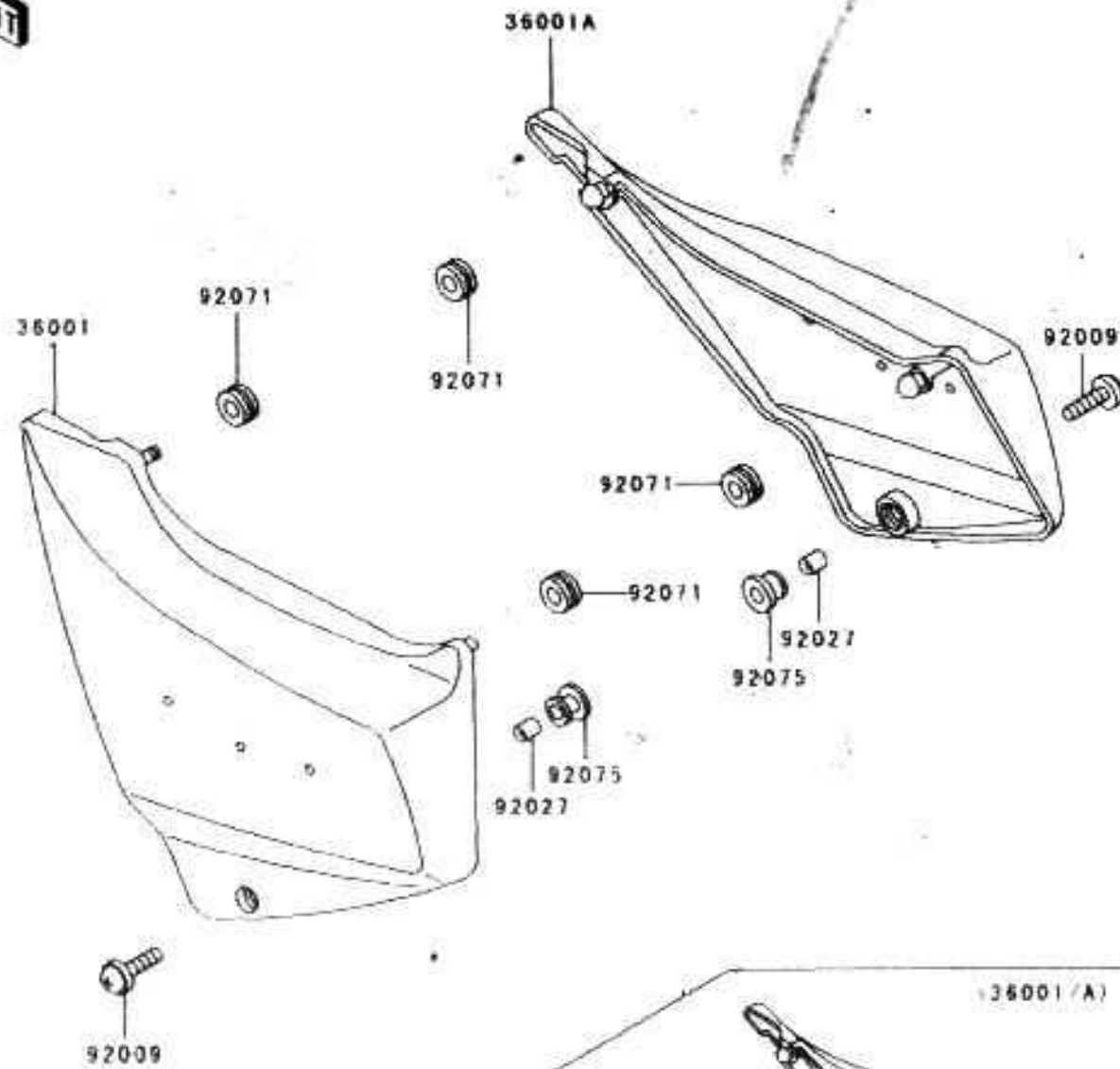
This catalog covers:
'01~'02 ZG1200-B15/B16 Chassis

This grid covers:
Side Covers

Kawasaki Motors Corp., U.S.A.

FRONT

F2411



800

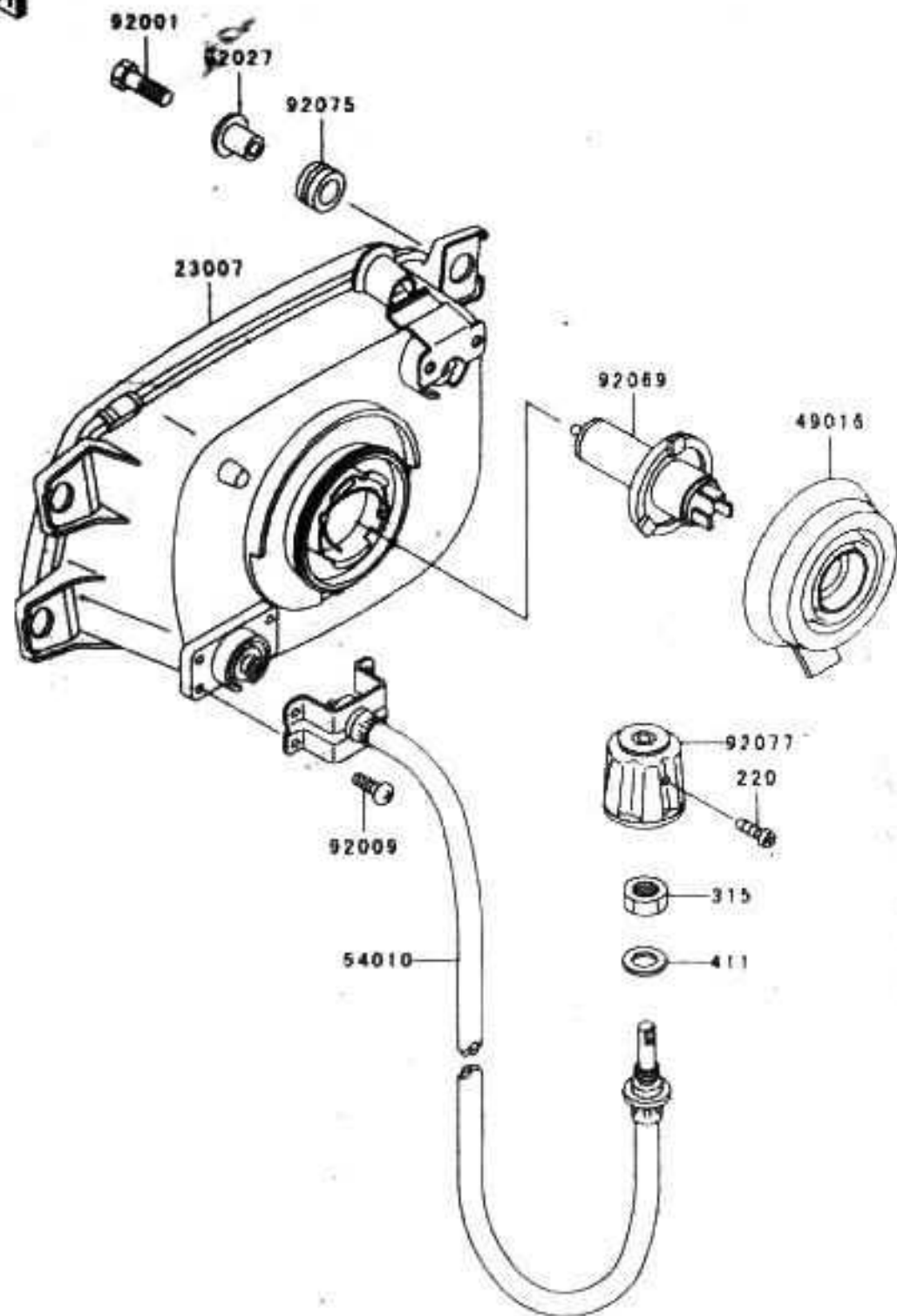
Ref. No.	Part No.	Description	Spec Code	Quantity-ZG1200			
				'01	'02		
				B15	B16		
36001	36001-1322-2T	COVER-SIDE,LH,L V RED		1	1		
36001A	36001-1323-2T	COVER-SIDE,RH,L V RED		1	1		
92009	92009-1663	SCREW,6X18		2	2		
92027	92027-162	COLLAR,6 8X10X12		2	2		
92071	92071-056	GROMMET		4	4		
92075	92075-174	DAMPER,MALE		2	2		

This catalog covers:
'01~'02 ZG1200-B15/B16 Chassis

Kawasaki Motors Corp. U.S.A.

This grid covers:
Headlight(s)

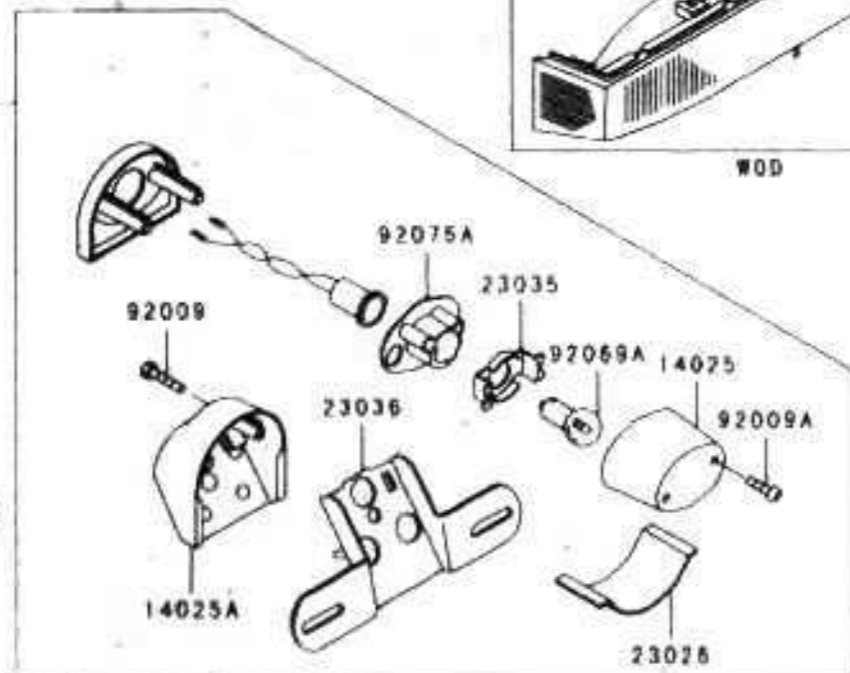
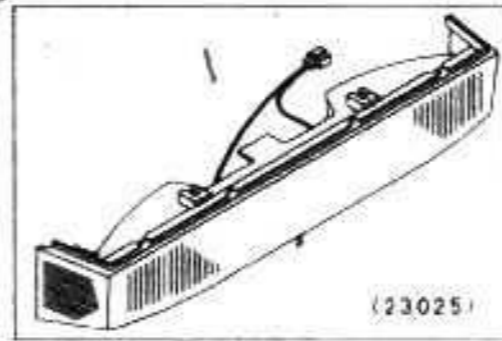
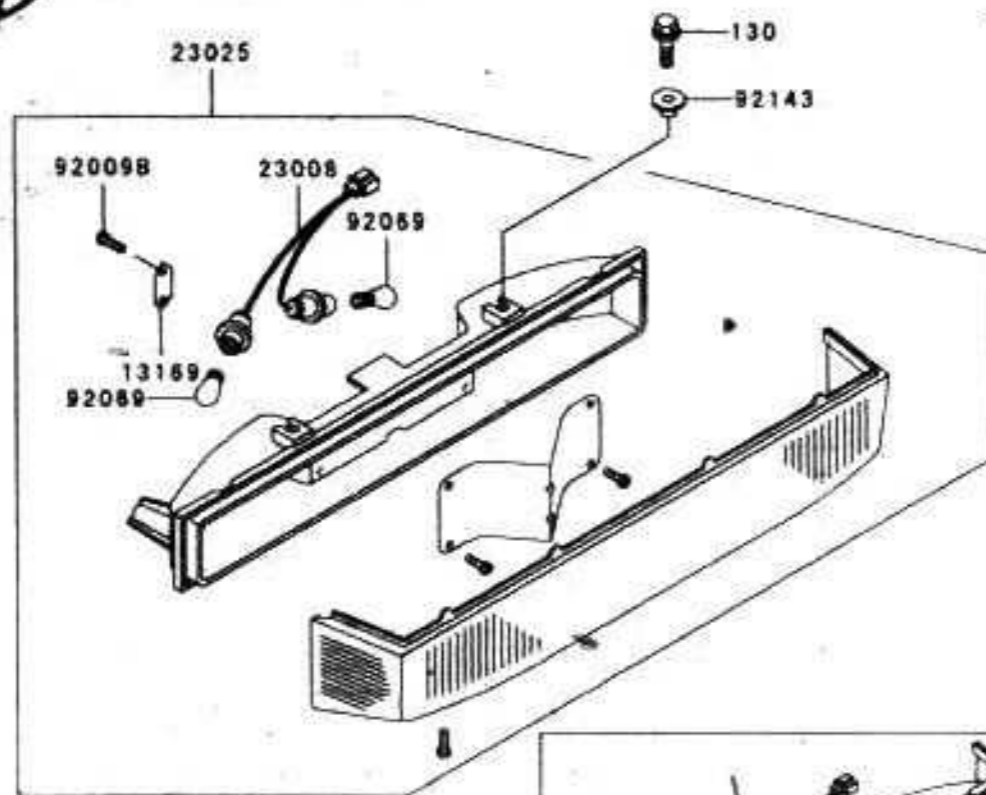
FRONT



Ref. No.	Part No.	Description	Spec Code	Quantity-ZG1200			
				'01	'02		
				B15	B16		
23007	23007-1144	LENS-COMP HEAD LAMP	1	1			
49016	49016-1108	COVER-SEAL HEAD LAMP	1	1			
54010	54010-1058	CABLE HEAD LAMP	1	1			
92001	92001-1284	BOLT 6X25	4	4			
92009	92009-1340	SCREW TAPPING 4X14	4	4			
92027	92027-251	COLLAR L=13.1	4	4			
92069	92069-1002	BULB 12V 60/55W H4	1	1			
92075	92075-1690	DAMPER	4	4			
92077	92077-1064	KNOB HEAD LAMP CABLE	1	1			
220	220C0312	SCREW PAN-CROSS	1	1			
315	315C1200	NUT HEX FINE	1	1			
411	411F1200	WASHER PLAIN	1	1			

FRONT

F2120

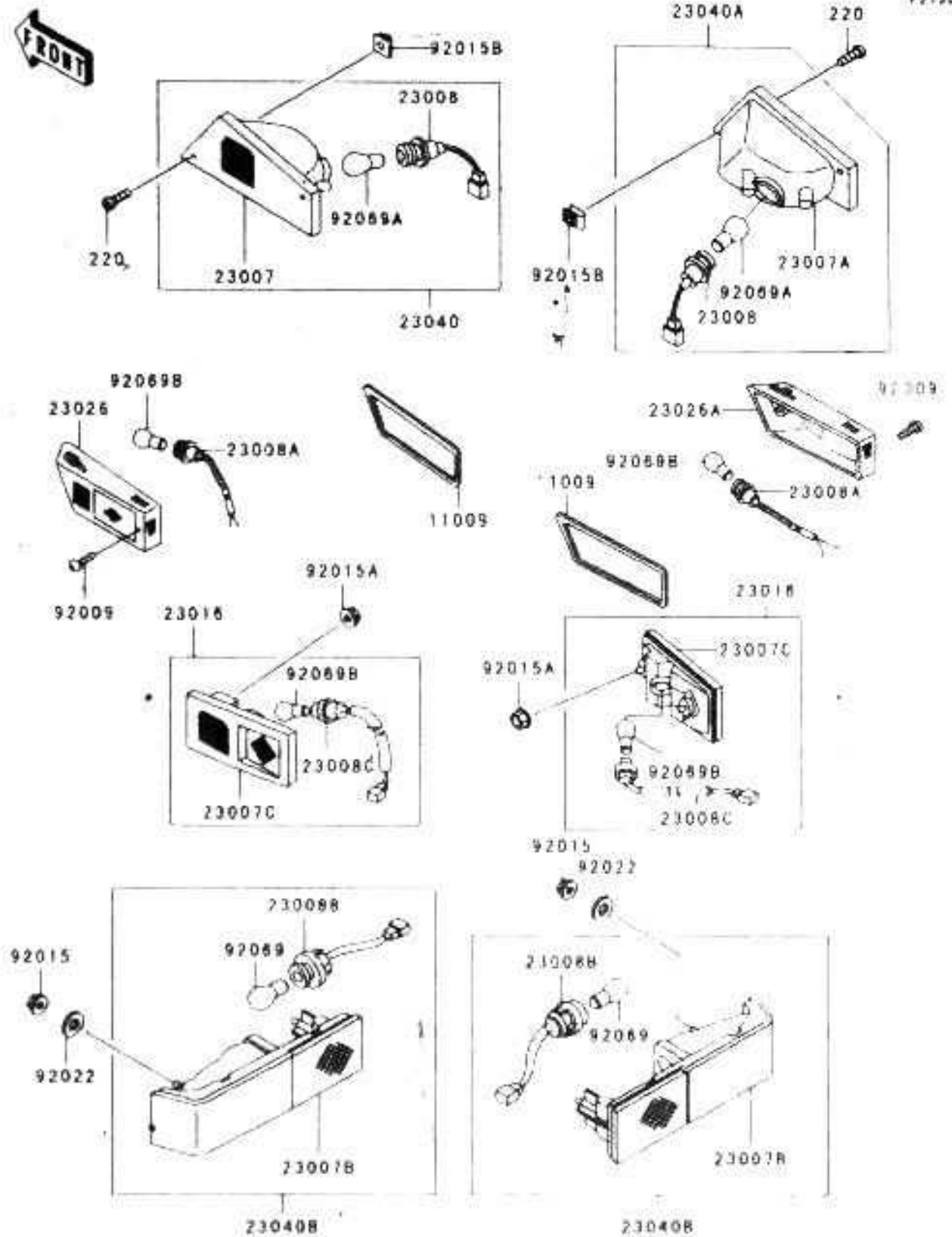


Ref. No.	Part No.	Description	Quantity-ZG1200			
			'01		'02	
			B15	B16		
13169	13169-1680	PLATE TAIL LAMP	1	1		
14025	14025-1725	COVER LICENSE LAMP	1	1		
14025A	14025-1728	COVER LICENSE LAMP	1	1		
23008	23008-1300	SOCKET-ASSY TAIL LAMP	1	1		
23016	23016-1190	LAMP-ASSY LICENSE	1	1		
23025	23025-1303-P5	LAMP-TAIL L V RED	1	1		
23026	23026-1064	LENS LICENSE LAMP	1	1		
23035	23035-1060	REFLECTOR-LAMP LICENSE	1	1		
23036	23036-1105	BRACKET TAIL LAMP	1	1		
92009	92009-1263	SCREW TAPPING 5X40	2	2		
92009A	92009-1378	SCREW TAPPING 4X20	2	2		
92009B	92009-1395	SCREW TAPPING 4X12	1	1		
92015	92015-1367	NUT FLANGED 6MM	3	3		
92069	92069-063	BULB 12V 21/5W	2	2		
92069A	92069-1055	BULB 12V 5W	1	1		
92075	92075-1676	DAMPER LICENSE LAMP	1	1		
92075A	92075-1694	DAMPER LICENSE LAMP	1	1		
92143	92143-1025	COLLAR L=6.5	2	2		
130	130C0620	BOLT-FLANGED 6X20	4	4		

This catalog covers:
 '01~'02 ZG1200-B15/B16 Chassis

This grid covers:
 Turn Signals

Kawasaki Motors Corp. U.S.A.

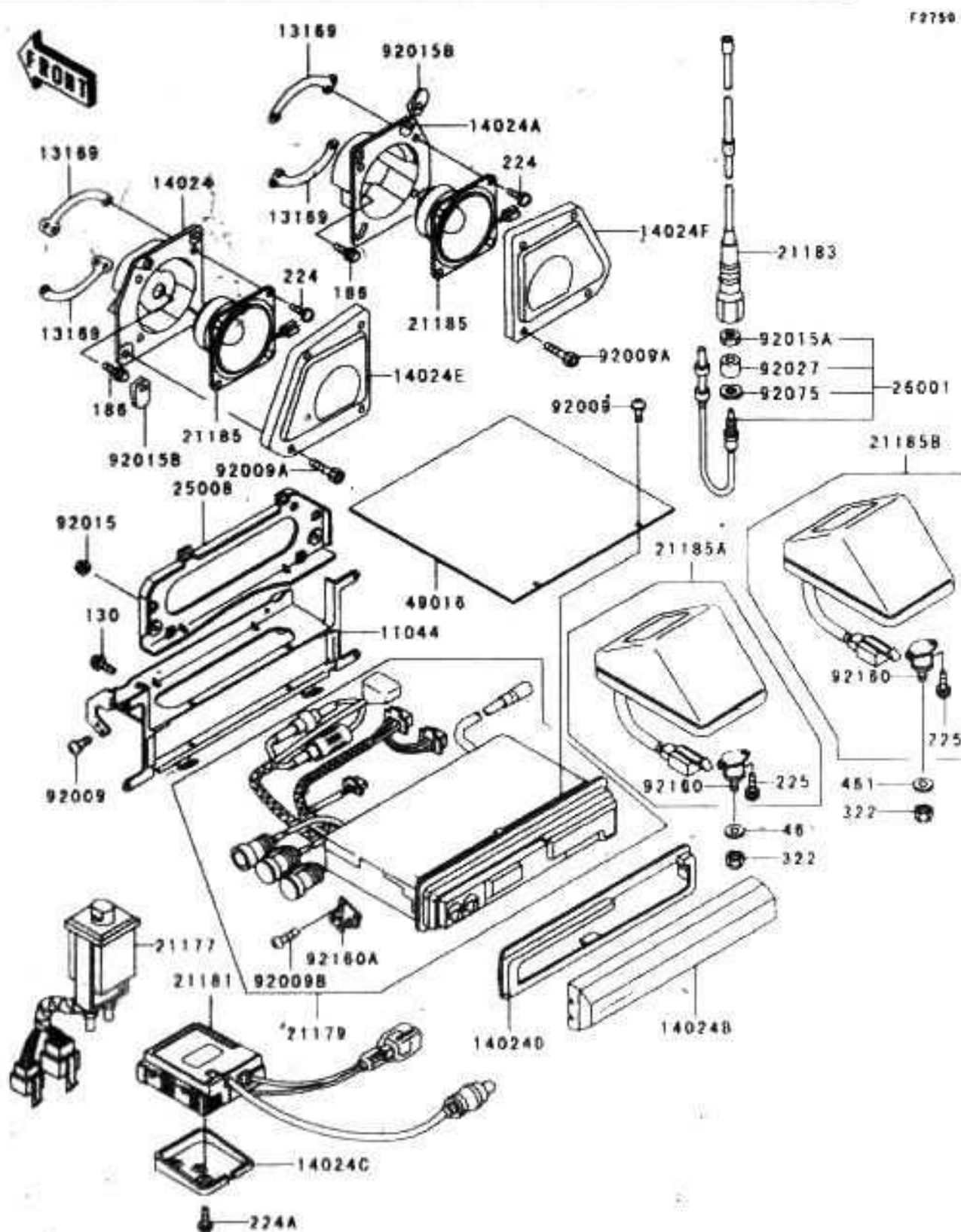


Ref. No.	Part No.	Description	Spec Code	Quantity-ZG1200			
				01	02		
				B15	B16		
11009	11009-1615	GASKET SIDE MARKER FR		2	2		
23007	23007-1146	LENS-COMPSIGNAL LAMPFR LH		1	1		
23007A	23007-1147	LENS-COMPSIGNAL LAMPFR RH		1	1		
23007B	23007-1148	LENS-COMPSIGNAL LAMP RR		2	2		
23007C	23007-1149	LENS-COMPSIDE MARKER RR		2	2		
23008	23008-1184	SOCKET-ASSY SIGNAL LAMPFR		2	2		
23008A	23008-1292	SOCKET-ASSY SIDE MARKER FR		2	2		
23008B	23008-1301	SOCKET-ASSY SIGNAL LAMP RR		2	2		
23008C	23008-1302	SOCKET-ASSY SIDE MARKER RR		2	2		
23016	23016-1068	LAMP ASSY SIDE MARKER RR		2	2		
23026	23026-1071	LENS SIDE MARKER FR LH		1	1		
23026A	23026-1072	LENS SIDE MARKER FR RH		1	1		
23040	23040-1128	LAMP-SIGNAL FR LH		1	1		
23040A	23040-1129	LAMP-SIGNAL FR RH		1	1		
23040B	23040-1130	LAMP-SIGNAL RR		2	2		
92009	92009-1353	SCREW 4X16		4	4		
92015	92015-1293	NUT FLANGED 6MM BLACK		4	4		
92015A	92015-1328	NUT FLANGED 5MM		4	4		
92015B	92015-1567	NUT 4MM		4	4		
92022	92022-1346	WASHER 6.5X20X1.6 BLACK		4	4		
92069	92069-055	BULB 12V 32CP(23W)		2	2		
92069A	92069-060	BULB 12V 32/30CP(23/8W)		2	2		
92069B	92069-1068	BULB 12V 3CP		4	4		
220	22000420	SCREW PAN-CROSS 4X20		4	4		

This catalog covers:
'01~'02 ZG1200-B15/B16 Chassis

This grid covers:
Other

Kawasaki Motors Corp. U.S.A.



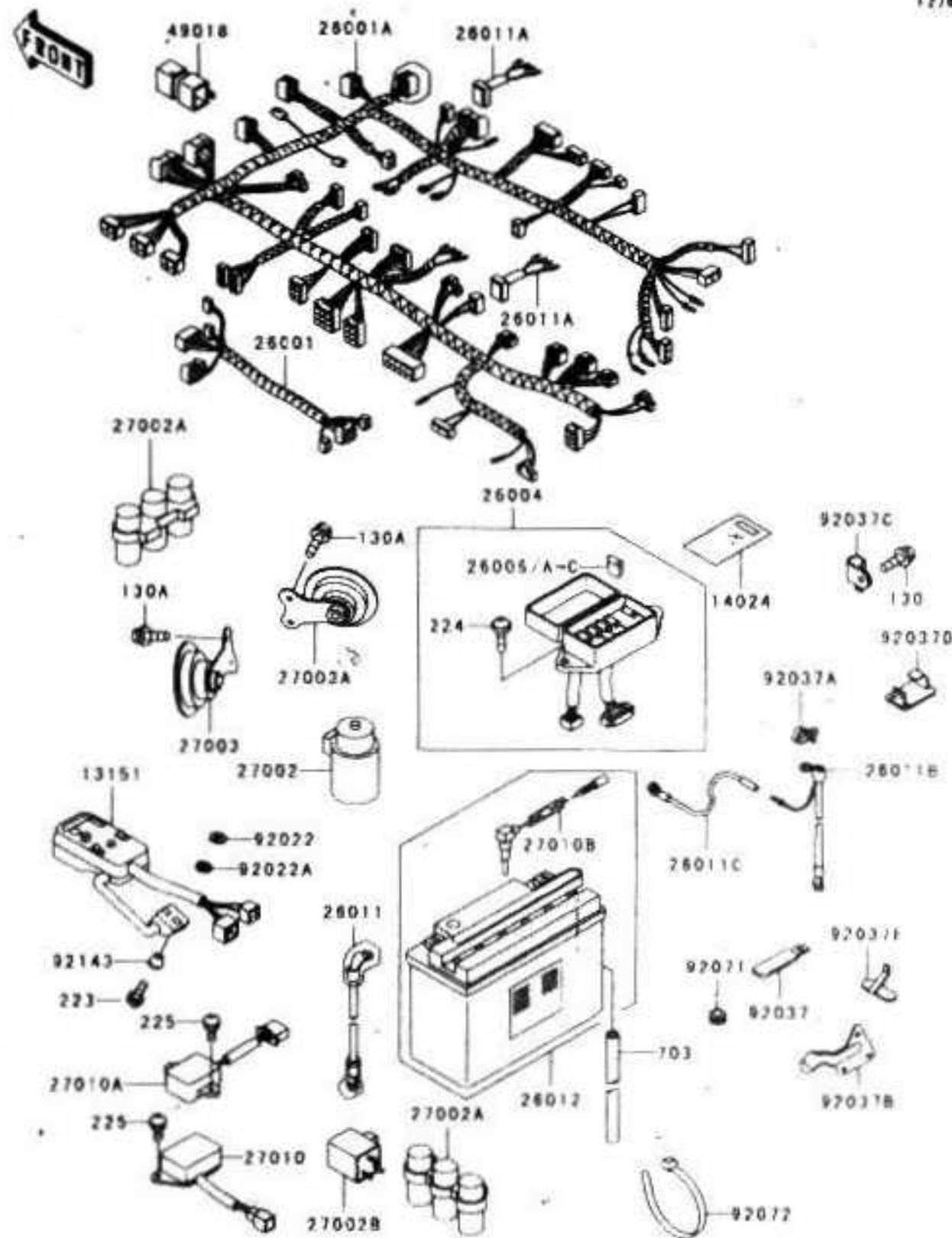
Ref. No.	Part No.	Description	Spec Code	Quantity-ZG1200			
				'01	'02		
				B15	B16		
11044	11044-1721	BRACKET AUDIO	1	1			
13169	13169-1655	PLATE SPEAKER	4	4			
14024	14024-1201	COVER SPEAKER LH	1	1			
14024A	14024-1202	COVER SPEAKER RH	1	1			
14024B	14024-1203	COVER TUNER	1	1			
14024C	14024-1304	COVER AMPLIFIER	1	1			
14024D	14024-1326	COVER	1	1			
14024E	14024-1508	COVER SPEAKER LH	1	1			
14024F	14024-1509	COVER SPEAKER RH	1	1			
21177	21177-1051	CONTROLLER	1	1			
21179	21179-1052	RADIO TUNER	1	1			
21181	21181-1054	AMPLIFIER	1	1			
21183	21183-1054	ANTENNA ROD	1	1			
21185	21185-1056	SPEAKER FR	2	2			
21185A	21185-1057 P5	SPEAKER RR LH L V RED	1	1			
21185B	21185-1058 P5	SPEAKER RR RH L V RED	1	1			
25008	25008-1125	BRACKET METER	1	1			
26001	26001-1794	HARNESS ANTENNA	1	1			
49016	49016-1122	COVER-SEAL AUDIO	1	1			
92009	92009-1259	SCREW PAN CROS W/WASHER	8	8			
92009A	92009-1450	SCREW SOCKET 4X20	8	8			
92009B	92009-1707	SCREW 3X4	4	4			
92015	92015-1193	NUT FLANGED 6MM	2	2			
92015A	92015-1319	NUT ANTENNA	1	1			
92015B	92015-1593	NUT 4MM	6	6			
92027	92027-1681	COLLAR ANTENNA	1	1			
92075	92075-1869	DAMPER WASHER 15X26X2	1	1			
92160	92160-1158	DAMPER REAR SPEAKER	6	6			
92160A	92160-1448	DAMPER RADIO TUNER	2	2			
130	130X0512	BOLT FLANGED	2	2			
186	186J0612	BOLT UPSET WP	4	4			
224	224C0516	SCREW PAN WP-CROS	8	8			
224A	224D0512	SCREW PAN WP-CROS	3	3			
225	225D0412	SCREW PAN WSP-CROS 4X12	12	12			
322	322N0600	NUT CAP 6MM	6	6			
461	461F0600	WASHER SPRING 6MM	6	6			

This catalog covers:
'01~'02 ZG1200-B15/B16 Chassis

This grid covers:
Chassis Electrical Equipment

Kawasaki Motors Corp. U.S.A.

F2700

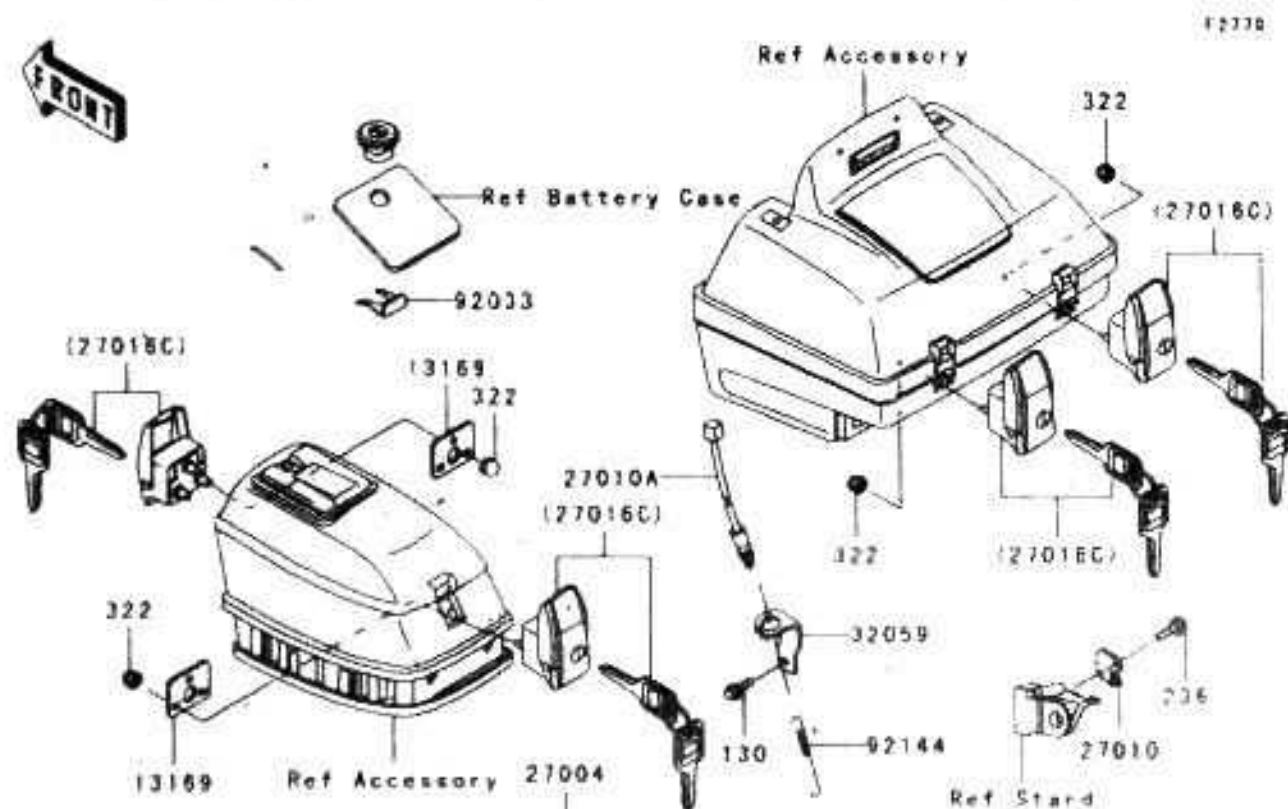


Ref. No.	Part No.	Description	Spec Code	Quantity-ZG1200			
				01	02		
				B15	B16		
13151	13151-1063	SWITCH-COMP AUDIO	1	1			
14024	14024-1352	COVER HARNESS	1	1			
26001	26001-1863	HARNESS RADIO	1	1			
26001A	26001-1892	HARNESS MAIN	1	1			
26004	26004-1085	FUSE-ASSY	1	1			
26006	26006-1006	FUSE 30A-G	2	2			
26006A	26006-1007	FUSE 10A-R	6	6			
26006B	26006-1060	FUSE 3A-F	1	1			
26006C	26006-1061	FUSE 15A-B	2	2			
26011	26011-1339	WIRE-LEAD BATTERY(+)	1	1			
26011A	26011-1365	WIRE-LEAD IGNITION COIL	2	2			
26011B	26011-1705	WIRE-LEAD BATTERY(-)	1	1			
26011C	26011-1706	WIRE-LEAD THERMO SENSER	1	1			
26012	26012-1394	BATTERY SY50-N18L-A 12V 20AH	1	1			
27002	27002-1051	RELAY-ASSY	1	1			
27002A	27002-1052	RELAY-ASSY	2	2			
27002B	27002-1060	RELAY-ASSY TURN SIGNAL	1	1			
27003	27003-1239	HORN 350HZ LH	1	1			
27003A	27003-1240	HORN 415HZ RH	1	1			
27010	27010-1069	SWITCH-RESERVE LIGHTING	1	1			
27010A	27010-1166	SWITCH TURN SIGNAL OPERATION	1	1			
27010B	27010-1256	SWITCH BATTERY-180	1	1			
49018	49018-1052	DIODE		2			
92022	92022-125	WASHER 6.5X20X1.6	1	1			
92022A	92022-1828	WASHER WAVE 10MM	1	1			
92037	92037-1069	CLAMP WIRING HARNESS L=60	5	5			
92037A	92037-1163	CLAMP SPEED L=58	1	1			
92037B	92037-1720	CLAMP	4	4			
92037C	92037-1727	CLAMP HOSE	1	1			
92037D	92037-1816	CLAMP HARNESS	1	1			
92037E	92037-1820	CLAMP HARNESS	3	3			
92071	92071-024	GROMMET	1	1			
92072	92072-1195	BAND L=202	12	12			
92143	92143-1026	CUL AMP	1	1			
130	130B0610	BOLT-FLANGED 6X10	2	2			
130A	130C0612	BOLT-FLANGED 6X12	4	4			
223	223C0620	SCREW PAN-WS-CROS	1	1			
224	224B0614	SCREW PAN-WP-CROS	2	2			
225	225B0620	SCREW PAN-WSP-CROS	4	4			
703	703A08750	TUBE-RUBBER 8X750	1	1			

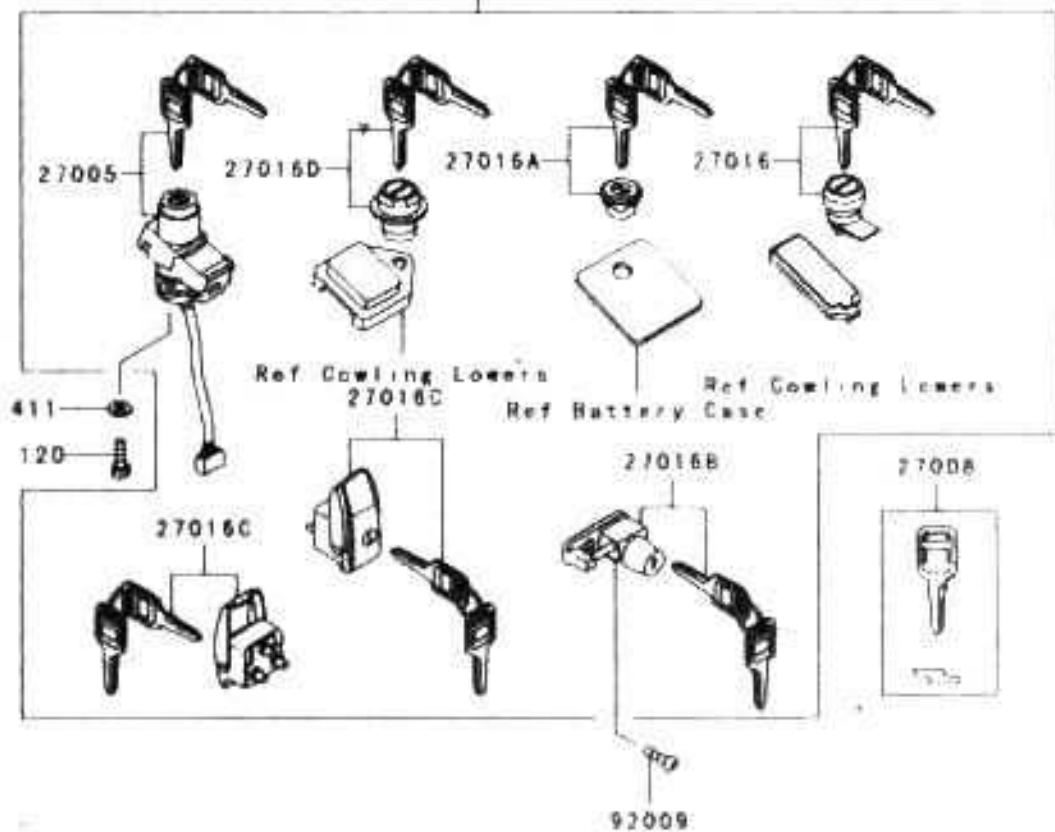
This catalog covers:
 '01~'02 ZG1200-B15/B16 Chassis

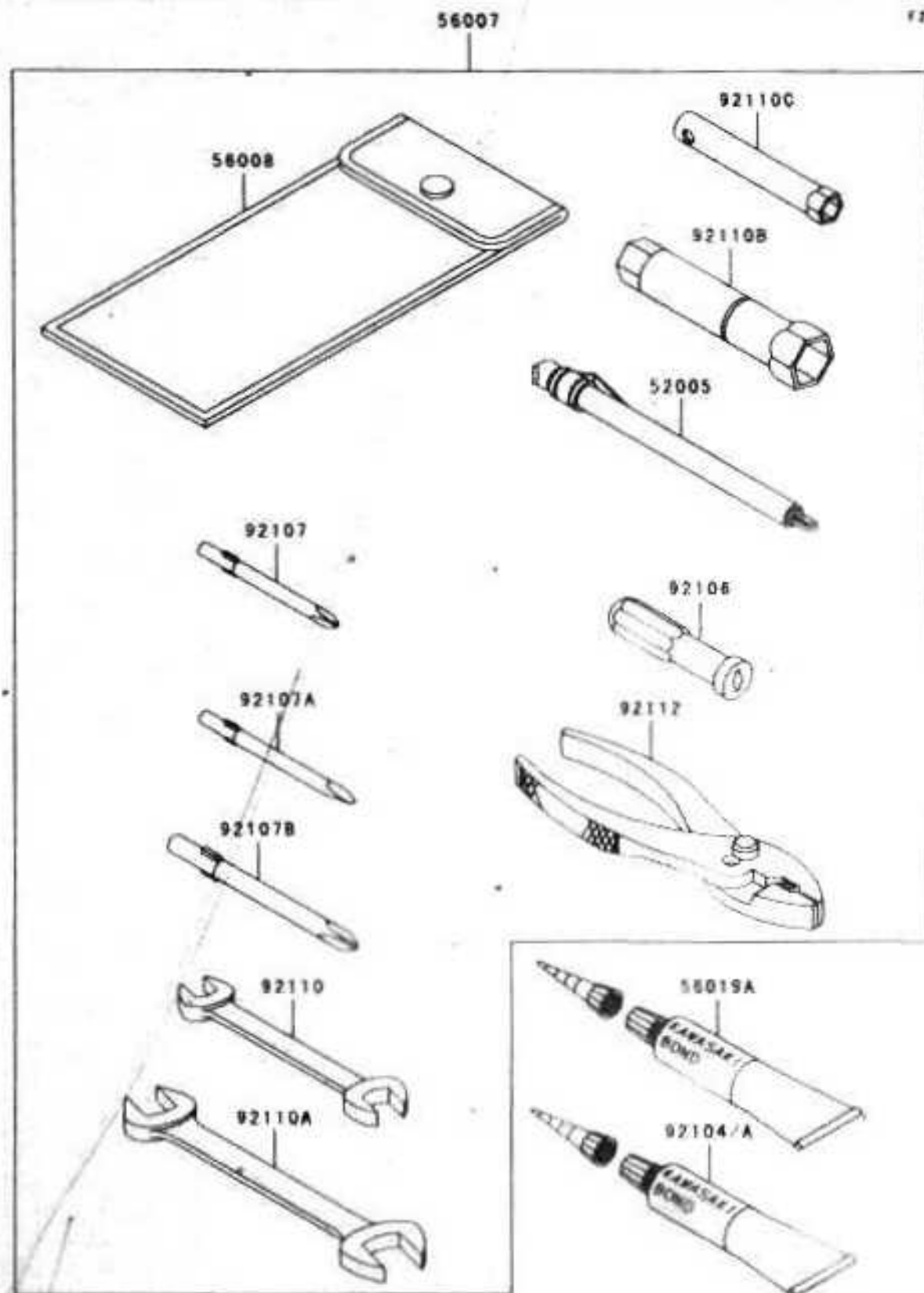
Kawasaki Motors Corp. U.S.A

This grid covers:
 Ignition Switch/Locks/Reflectors



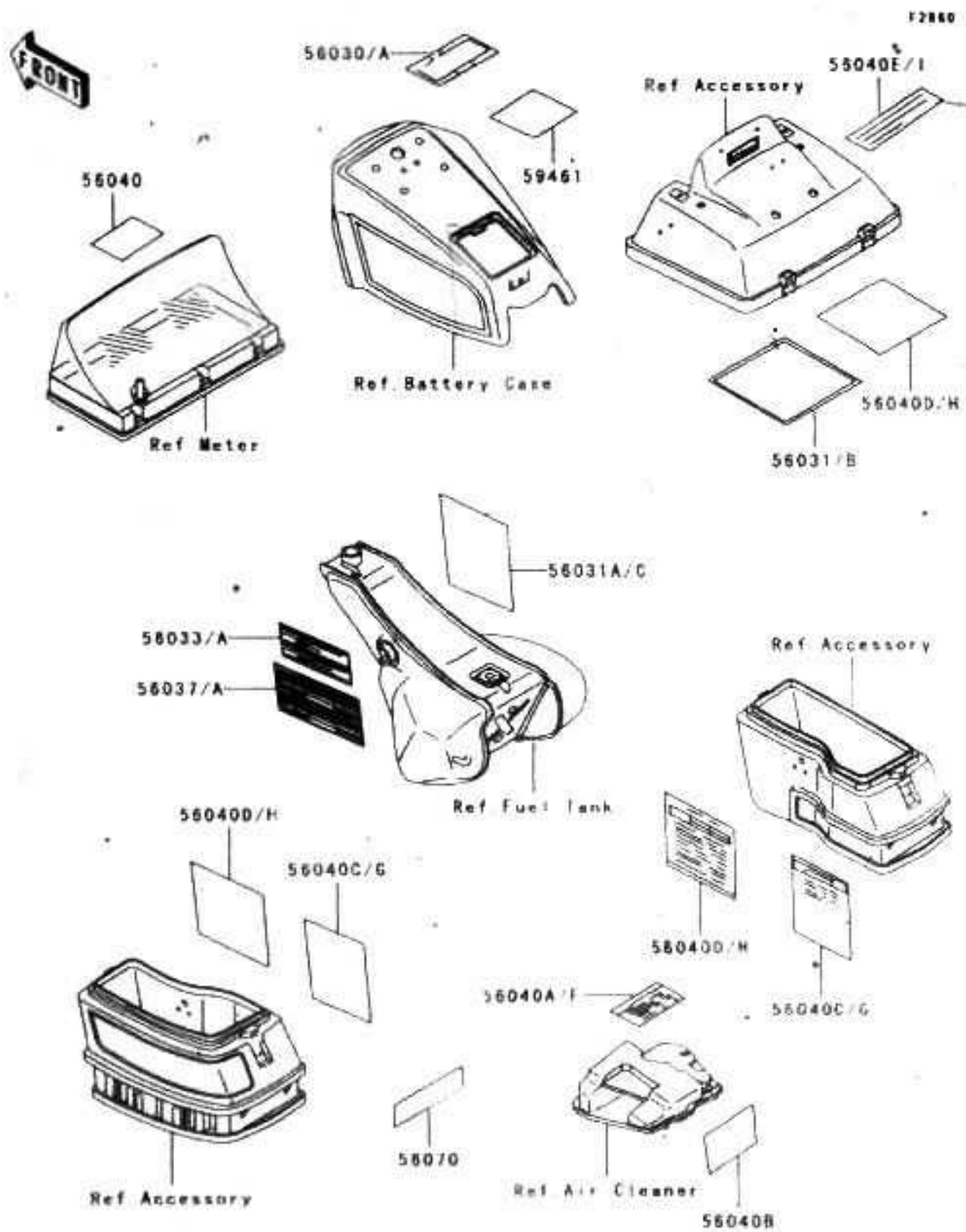
Ref. No.	Part No.	Description	Quantity-ZG1200			
			Spec Code			
			B15	B16		
13169	13169-1641	PLATE BAG	4	4		
27004	27004-5318	SWITCH-ASSY	1	1		
27005	27005-5063	SWITCH-ASSY-IGNITION	1	1		
27008	27008-1103	KEY-LOCK BLANK	1	1		
	(OPTION)					
27010	27010-1185	SWITCH BRAKE/SIDE STAND	1	1		
27010A	27010-1200	SWITCH REAR BRAKE	1	1		
27016	27016-5105	LOCK ASSY	1	1		
27016A	27016-5106	LOCK ASSY TANK CAP COVER	1	1		
27016B	27016-5107	LOCK ASSY HELMET	2	2		
27016C	27016-5108	LOCK ASSY BAG	6	6		
27016D	27016-5128	LOCK ASSY FAIRING POCKET	1	1		
32059	32059-1068	BRACKET SWITCH REAR BRAKE	1	1		
92009	92009-1401	SCREW 5X12	2	2		
92033	92033-1095	RING SNAP COWLING POCKET	1	1		
92144	92144-1015	SPRING REAR BRAKE	1	1		
120	120T0614	BOLT SOCKET	2	2		
130	130T0610	BOLT FLANGED	1	1		
236	236H0416	SCREW W-FAN WSP CHISE	1	1		
322	322C0400	NUT CAP 4MM	18	18		
411	411E0607	WASHER PLAIN 6MM	2	2		





F2810

Ref. No.	Part No.	Description	Spec Code	Quantity-ZG1200			
				'01	'02		
				B15	B16		
52005	52005-1142	GAUGE AIR 350KPA/50PSI	1	1			
56007	56007-1446	TOOL KIT	1	1			
56008	56008-006	BAG TOOL	1	1			
56019A	56019-120	THREE BOND TB1211 HT/RS WHITE	1	1			
92104	92104-002	GASKET LIQUID TUBE 100G SILVER	1	1			
92104A	92104-1063	GASKET LIQUID SILVER TB1216	AR	AR			
92106	92106-1001	GRIP SCREW DRIVER	1	1			
92107	92107-006	TOOL DRIVER #2PHILLIPS	1	1			
92107A	92107-007	TOOL DRIVER #2SLOT	1	1			
92107B	92107-008	TOOL DRIVER #3PHILLIPS	1	1			
92110	92110-1038	TOOL WRENCH OPEN END 10X12	1	1			
92110A	92110-1045	TOOL WRENCH OPEN END 14X17	1	1			
92110B	92110-1124	TOOL WRENCH BOX 17X18	1	1			
92110C	92110-1125	TOOL WRENCH BOX 10MM	1	1			
92112	92112-003	TOOL PLIERS	1	1			



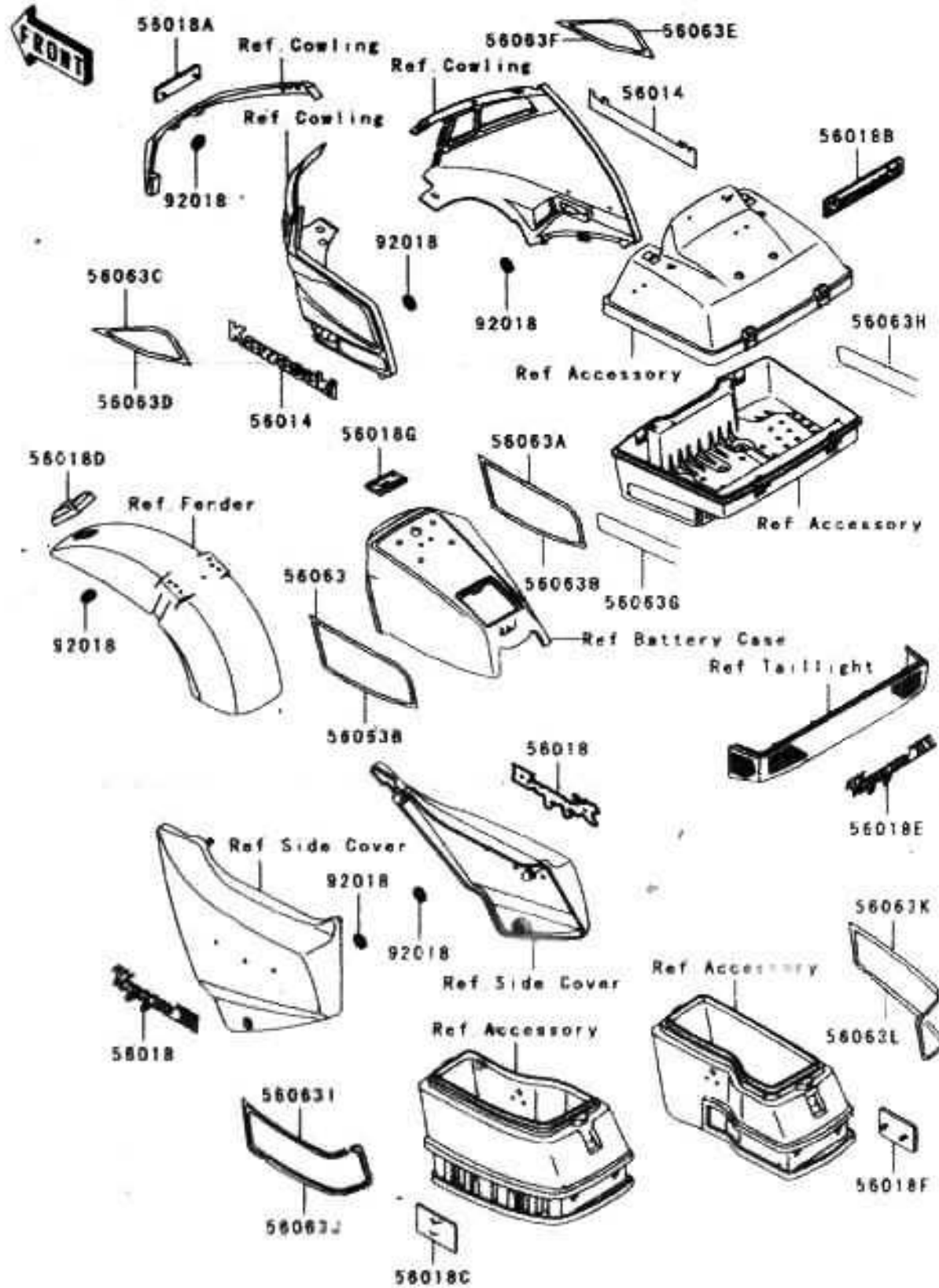
Ref. No.	Part No.	Description	Spec Code	Quantity-ZG1200			
				'01	'02		
				B15	B16		
56030	56030-1087	LABEL RIDING & SAFETY	CA US	1	1		
56030A	56030-1129	LABEL RIDING & SAFETY	CN	1	1		
56031	56031-1466	LABEL-MANUAL DAILY SAFETY	CA US	1	1		
56031A	56031-1467	LABEL-MANUAL BATTERY VENT	CA US	1	1		
56031B	56031-1665	LABEL-MANUAL DAILY SAFETY	CN	1	1		
56031C	56031-1666	LABEL-MANUAL BATTERY VENT	CN	1	1		
56033	56033-1206	LABEL-MANUAL OIL&OIL FILTER	CA CN	1	1		
56033A	56033-1281	LABEL-MANUAL OIL&OIL FILTER	US	1	1		
56037	56037-1909	LABEL-SPECIFICATION TIRE&LOAD		1	1		
56037A	56037-1940	LABEL-SPECIFICATION TIRE&LOAD		1	1		
56040	56040-1007	LABEL-WARNING BREAK IN CAUTION	CA US	1	1		
56040A	56040-1014	LABEL-WARNING AIR INTAKE		1	1		
56040B	56040-1170	LABEL-WARNING EVAPO	CA	1	1		
56040C	56040-1171	LABEL-WARNING SIDE BAG	CA US	2	2		
56040D	56040-1202	LABEL-WARNING MAXIMUM LOAD	CA US	3	3		
56040E	56040-1222	LABEL-WARNING MAXIMUM LOAD	CA US	1	1		
56040F	56040-1255	LABEL-WARNING AIR INTAKE	CN	1	1		
56040G	56040-1308	LABEL-WARNING SIDE BAG	CN	2	2		
56040H	56040-1309	LABEL-WARNING MAXIMUM LOAD	CN	3	3		
56040I	56040-1310	LABEL-WARNING MAXIMUM LOAD	CN	1	1		
56070	56070-1180	LABEL-WARNING SIDE BAG GUARD		2	2		
59461	59461-1700	LABEL-CERTIFICATION EVAPO ROUT	CA	1	1		

This catalog covers:
 '01~'02 ZG1200-B15/B16 Chassis

This grid covers:
 Decals(ZG1200-B15)

Kawasaki Motors Corp., U.S.A.

F2861



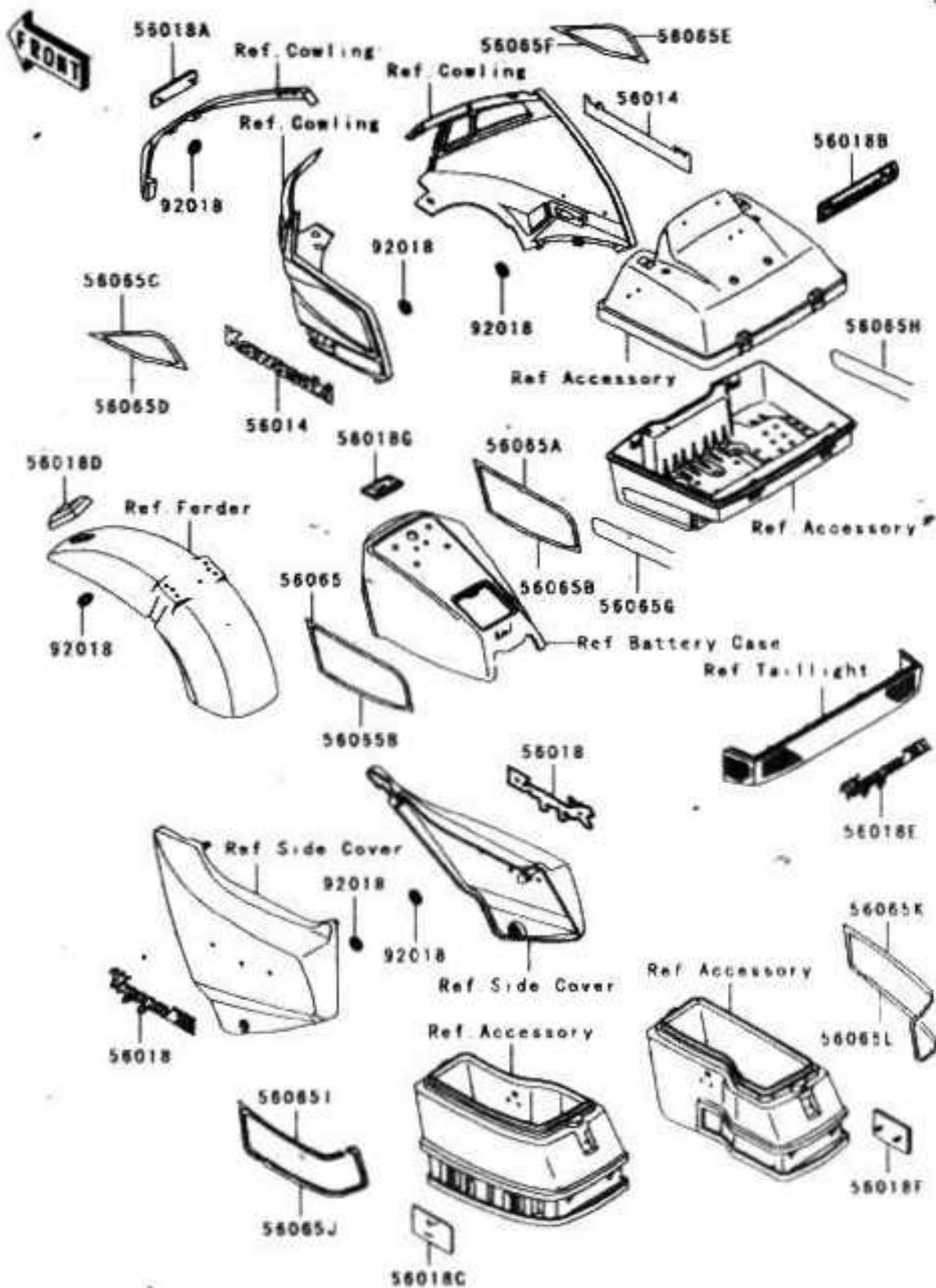
Ref. No.	Part No.	Description	Spec Code	Quantity-ZG1200			
				'01	'02		
				B15	B16		
56014	56014-1133	EMBLEM.COWLING.KAWASAKI		2			
56018	56018-1857	MARK.SIDE COVER		2			
56018A	56018-1858	MARK.WINDSHIELD COVER.KAWASAKI		1			
56018B	56018-1859	MARK.TRUNK COVER.KAWASAKI		1			
56018C	56018-1860	MARK.SIDE BAG.LH		1			
56018D	56018-1861	MARK.FRONT FENDER		1			
56018E	56018-1862	MARK.TAIL LAMP		1			
56018F	56018-1882	MARK.SIDE BAG.RH		1			
56018G	56018-1982	MARK.CRUISE CONTROL SWITCH		1			
56063	56063-1822	PATTERN.TANK COVER.LH.TOP		1			
56063A	56063-1823	PATTERN.TANK COVER.RH.TOP		1			
56063B	56063-1824	PATTERN.TANK COVER.L&R.BOTTOM		2			
56063C	56063-1825	PATTERN.UPP.COWLING.UPP.LH		1			
56063D	56063-1826	PATTERN.UPP.COWLING.LWR.LH		1			
56063E	56063-1827	PATTERN.UPP.COWLING.UPP.RH		1			
56063F	56063-1828	PATTERN.UPP.COWLING.LWR.RH		1			
56063G	56063-1829	PATTERN.CENTER.BAG.BODY.LH		1			
56063H	56063-1830	PATTERN.CENTER.BAG.BODY.RH		1			
56063I	56063-1831	PATTERN.SIDE.BAG.BODY.UPP.LH		1			
56063J	56063-1832	PATTERN.SIDE.BAG.BODY.LWR.LH		1			
56063K	56063-1833	PATTERN.SIDE.BAG.BODY.UPP.RH		1			
56063L	56063-1834	PATTERN.SIDE.BAG.BODY.LWR.RH		1			
92018	92018-005	NUT.PUSH.3MM		14			

This catalog covers:
 '01~'02 ZG1200-B15/B16 Chassis

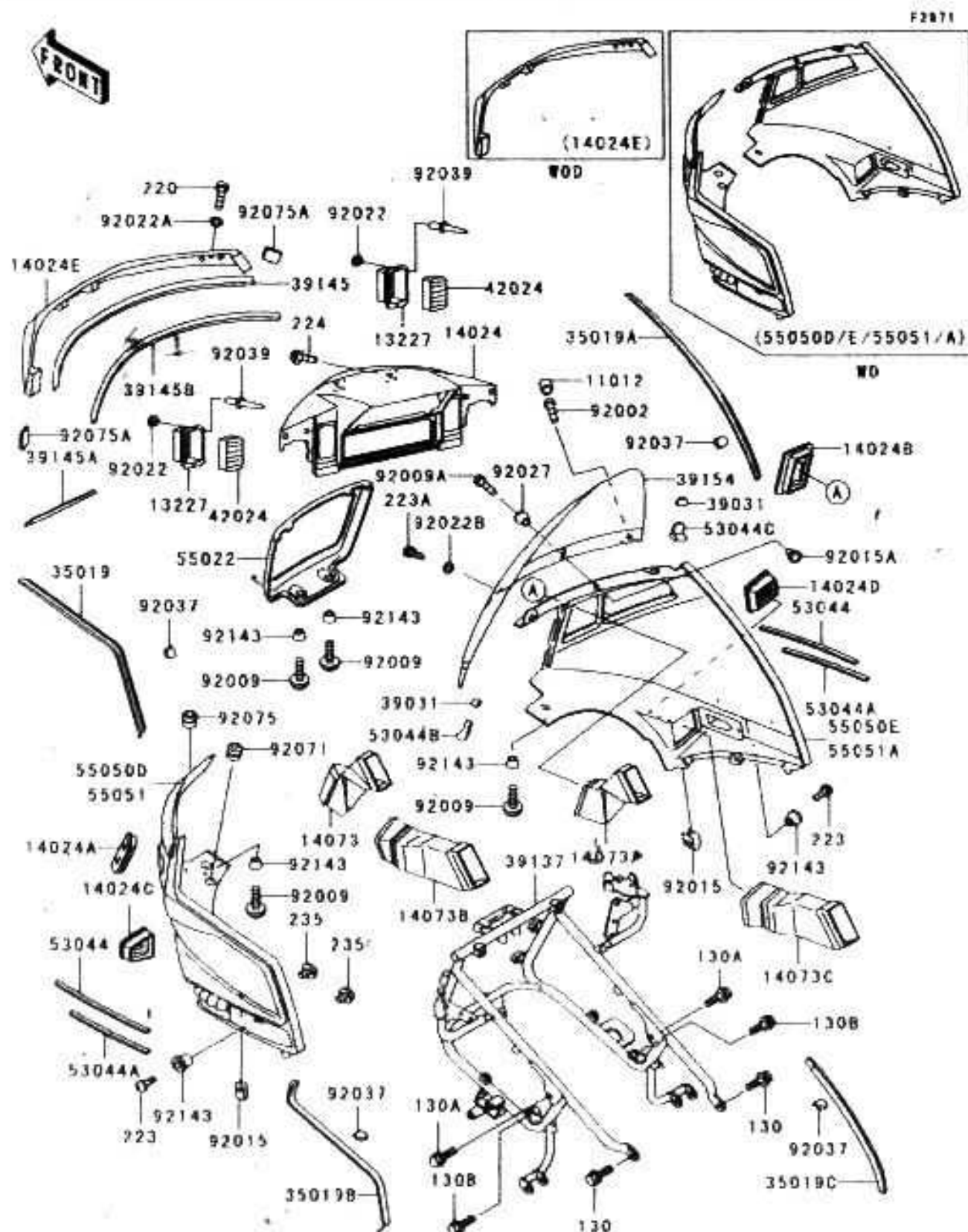
This grid covers:
 Decals(ZG1200-B16)

Kawasaki Motors Corp., U.S.A.

F2881A



Ref. No.	Part No.	Description	Spec Code	Quantity-ZG1200			
				'01	'02	B15	B16
56014	56014-1133	EMBLEM,COWLING,KAWASAKI					2
56018	56018-1857	MARK,SIDE COVER					2
56018A	56018-1858	MARK,WINDSHIELD COVER,KAWASAKI					1
56018B	56018-1859	MARK,TRUNK COVER,KAWASAKI					1
56018C	56018-1860	MARK,SIDE BAG,LH					1
56018D	56018-1861	MARK,FRONT FENDER					1
56018E	56018-1862	MARK,TAIL LAMP					1
56018F	56018-1882	MARK,SIDE BAG,RH					1
56018G	56018-1982	MARK,CRUISE CONTROL SWITCH					1
56065	56065-1128	PATTERN,TANK COVER,LH,TOP					1
56065A	56065-1129	PATTERN,TANK COVER,RH,TOP					1
56065B	56065-1130	PATTERN,TANK COVER,L&R,BOTTOM					2
56065C	56065-1131	PATTERN,UPP,COWLING,UPP,LH					1
56065D	56065-1132	PATTERN,UPP,COWLING,LWR,LH					1
56065E	56065-1133	PATTERN,UPP,COWLING,UPP,RH					1
56065F	56065-1134	PATTERN,UPP,COWLING,LWR,RH					1
56065G	56065-1135	PATTERN,CENTER BAG BODY,LH					1
56065H	56065-1136	PATTERN,CENTER BAG BODY,RH					1
56065I	56065-1137	PATTERN,SIDE BAG BODY,UPP,LH					1
56065J	56065-1138	PATTERN,SIDE BAG BODY,LWR,LH					1
56065K	56065-1139	PATTERN,SIDE BAG BODY,UPP,RH					1
56065L	56065-1140	PATTERN,SIDE BAG BODY,LWR,RH					1
92018	92018-005	NUT,PUSH,3MM					14

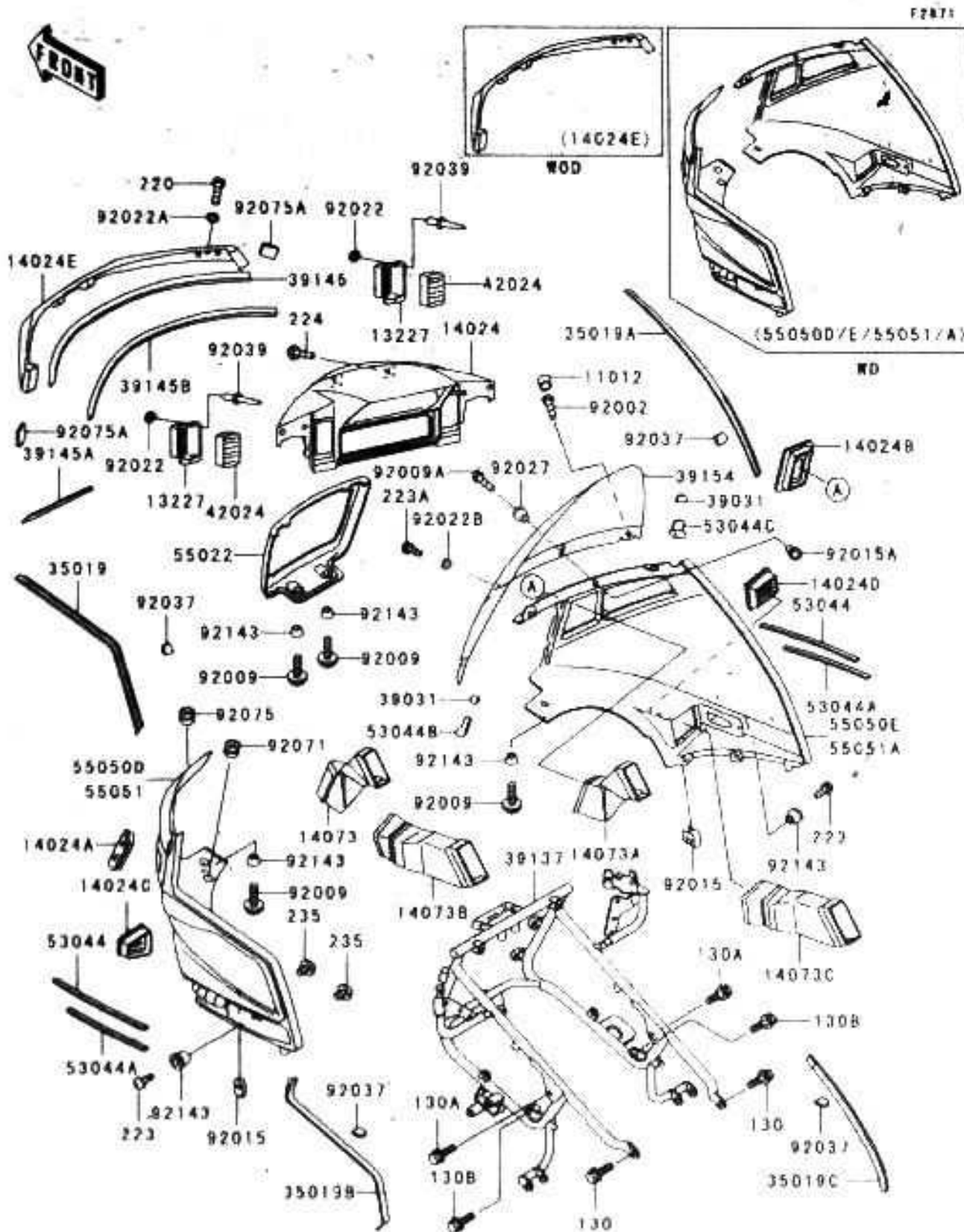


Ref. No.	Part No.	Description	Spec Code	Quantity-ZG1200			
				'01 B15	'02 B16		
11012	11012-1550	CAP		2	2		
13227	13227-1012	HOUSING SHUTTER		2	2		
14024	14024-1186	COVER,METER		1	1		
14024A	14024-1192	COVER,LOUVER,UPPLH		1	1		
14024B	14024-1193	COVER,LOUVER,UPPRH		1	1		
14024C	14024-1194	COVER,LOUVER,LWR,LH		1	1		
14024D	14024-1195	COVER,LOUVER,LWR,RH		1	1		
14024E	14024-1280	COVER WINDSHIELD		1	1		
14073	14073-1245	DUCT,COWLING,UPPLH		1	1		
14073A	14073-1246	DUCT,COWLING,UPPRH		1	1		
14073B	14073-1247	DUCT,COWLING,LWR,LH		1	1		
14073C	14073-1248	DUCT,COWLING,LWR,RH		1	1		
35019	35019-1201-2T	FLAP,UPPLH,L,VRED		1	1		
35019A	35019-1202-2T	FLAP,UPPRH,L,VRED		1	1		
35019B	35019-1203-2T	FLAP,LWR,LH,L,VRED		1	1		
35019C	35019-1204-2T	FLAP,LWR,RH,L,VRED		1	1		
39031	39031-1058	CAP,END,TRIM		2	2		
39137	39137-1057	STAY,COMP,COWLING		1	1		
39145	39145-1072	TRIM,SEAL,WINDSHIELD COVER		1	1		
39145A	39145-1081	TRIM,SEAL,METER COVER		1	1		
39145B	39145-1082	TRIM,SEAL,METER COVER		1	1		
39154	39154-1144	WINDSHIELD		1	1		
42024	42024-1002	SHUTTER,LOUVER		2	2		
53044	53044-1150	TRIM,COWLING SIDE,UPP		2	2		
53044A	53044-1151	TRIM,COWLING SIDE,LWR		2	2		
53044B	53044-1181	TRIM,WINDSHIELD,LH		1	1		
53044C	53044-1182	TRIM,WINDSHIELD,RH		1	1		
55022	55022-1054-2T	COVER,HEAD LAMP,L,VRED		1	1		

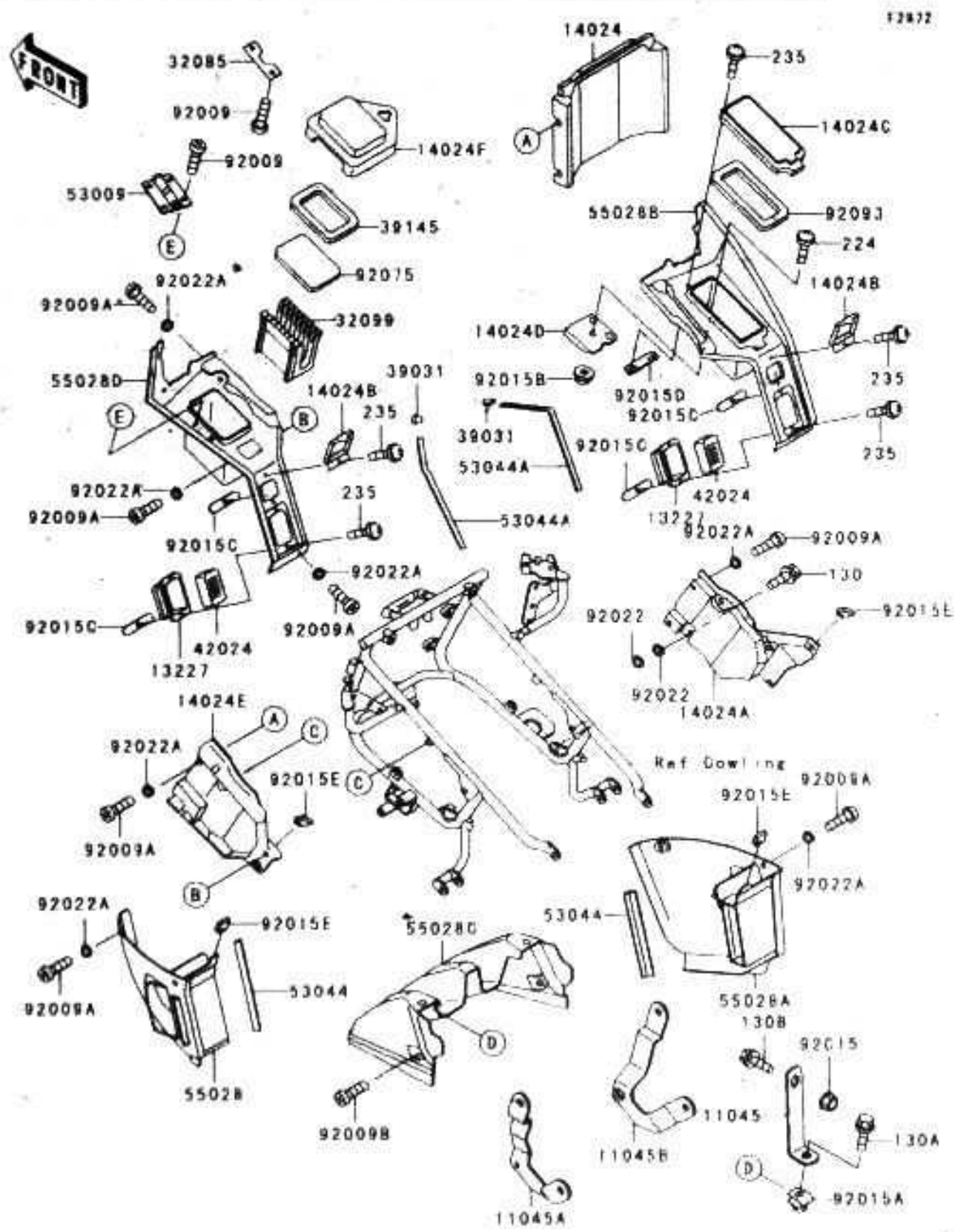
This catalog covers:
 '01~'02 ZG1200-B15/B16 Chassis

This grid covers:
 Cowling(2/2)

Kawasaki Motors Corp. U.S.A.



Ref. No.	Part No.	Description	Spec Code	Quantity-ZG1200			
				'01	'02	B15	B16
55050D	55050-5408-RI	COWLING,UPP,LH,RED/BEIGE/BLACK		1			
55050E	55050-5409-RI	COWLING,UPP,RH,RED/BEIGE/BLACK		1			
55051	55051-5106-357	COWLING,UPP,LH,RED/SILVER/BLK			1		
55051A	55051-5107-357	COWLING,UPP,RH,RED/SILVER/BLK			1		
92002	92002-1830	BOLT,6X25		2	2		
92009	92009-1181	SCREW,6X18,BLACK		4	4		
92009A	92009-1427	SCREW,5X14		2	2		
92015	92015-1343	NUT,5MM,COWLING		2	2		
92015A	92015-1710	NUT,5MM		4	4		
92022	92022-1516	WASHER,3.3X8X0.5		4	4		
92022A	92022-1653	WASHER,5.3X10X0.8		2	2		
92022B	92022-1808	WASHER,6.5MM		2	2		
92027	92027-194	COLLAR,L-11.1		4	4		
92037	92037-1943	CLAMP,FLAP		18	18		
92039	92039-1041	RIVET		4	4		
92071	92071-1042	GROMMET,AIR FILTER		1	1		
92075	92075-1629	DAMPER		2	2		
92075A	92075-1883	DAMPER		2	2		
92143	92143-1025	COLLAR,I-5.5		6	6		
130	130D0812	BOLT-FLANGED		2	2		
130A	130D0835	BOLT-FLANGED BX35		2	2		
130B	130D0850	BOLT-FLANGED BX50		2	2		
220	220B0610	SCREW-PAN-CROS		2	2		
223	223C0616	SCREW-PAN-WS-CROS		2	2		
223A	223C0625	SCREW-PAN-WS-CROS 6X25		2	2		
224	224C0510	SCREW-PAN-WP-CROS		4	4		
235	235B0408	SCREW-PAN-WP-CROS		8	8		



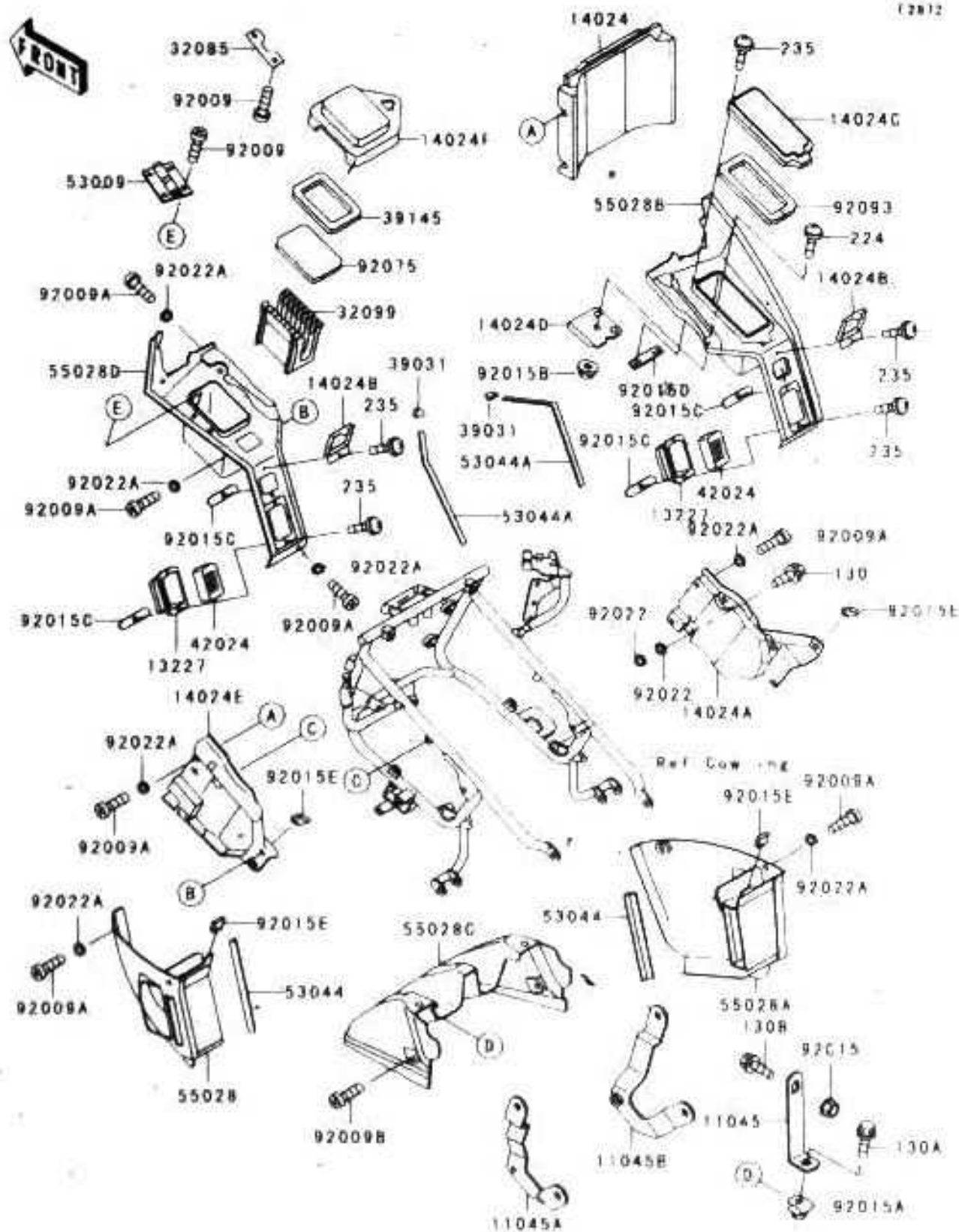
12872

Ref. No.	Part No.	Description	Spec Code	Quantity-ZG1200			
				01		02	
				B15	B16		
11045	11045-1410	BRACKET,LOWER COWLING,UPP		2	2		
11045A	11045-1934	BRACKET,LOWER COWLING,LH		1	1		
11045B	11045-1935	BRACKET,LOWER COWLING,RH		1	1		
13227	13227-1012	HOUSING,SHUTTER		2	2		
14024	14024-1183	COVER,COWLING,INNER,FR		1	1		
14024A	14024-1185	COVER,COWLING,INNER,RH		1	1		
14024B	14024-1191	COVER,TRANSCEIVER		2	2		
14024C	14024-1200	COVER,FAIRING POCKET,RH		1	1		
14024D	14024-1304	COVER,AMPLIFIER		1	1		
14024E	14024-1478	COVER,COWLING,INNER,LH		1	1		
14024F	14024-1480	COVER,FAIRING POCKET,LH		1	1		
32085	32085-1271	STOPPER,FAIRING POCKET,LH		1	1		
32099	32099-1103	CASE,CASSETTE		1	1		
39031	39031-1058	CAP-END,TRIM		2	2		
39145	39145-1085	TRIM,SEAL,FAIRING POCKET,LH		1	1		
42024	42024-1002	SHUTTER,LOUVER		2	2		
53009	53009-1062	HINGE,SIDE BAG		1	1		
53044	53044-1159	TRIM,COWLING,LWR		2	2		
53044A	53044-1161	TRIM,L=350		2	2		
55028	55028-1106-2T	COWLING,LWR,LH,L,V,RED		1	1		
55028A	55028-1107-2T	COWLING,LWR,RH,L,V,RED		1	1		
55028B	55028-1109	COWLING,INNER,RH		1	1		
55028C	55028-1169-2T	COWLING,LWR,L,V,RED		1	1		
55028D	55028-1170	COWLING,INNER,LH		1	1		
92009	92009-1040	SCREW,TAPPING,4X10		7	7		
92009A	92009-1655	SCREW,5X18		21	21		
92009B	92009-1663	SCREW,6X18		2	2		
92015	92015-1183	NUT,FLANGED,8MM,BLACK		2	2		
92015A	92015-1217	NUT,6MM,BLACK		2	2		
92015B	92015-1259	NUT,FLANGED,5MM		1	1		
92015C	92015-1598	NUT,4MM		6	6		
92015D	92015-1599	NUT,BRACKET,4MM		1	1		
92015E	92015-1710	NUT,5MM		8	8		
92022	92022-104	WASHER,5,5X20X1,2		2	2		
92022A	92022-1521	WASHER,NYLON,5,3X11,5X1,5		21	21		
92075	92075-1961	DAMPER,FAIRING POCKET COVER,LH		1	1		
92093	92093-1211	SEAL,FAIRING POCKET		1	1		
130	130B0530	BOLT,FLANGED,5X30		1	1		
130A	130C0616	BOLT,FLANGED,6X16		2	2		
130B	130C0835	BOLT,FLANGED		2	2		

This catalog covers:
 '01~'02 ZG1200-B15/B16 Chassis

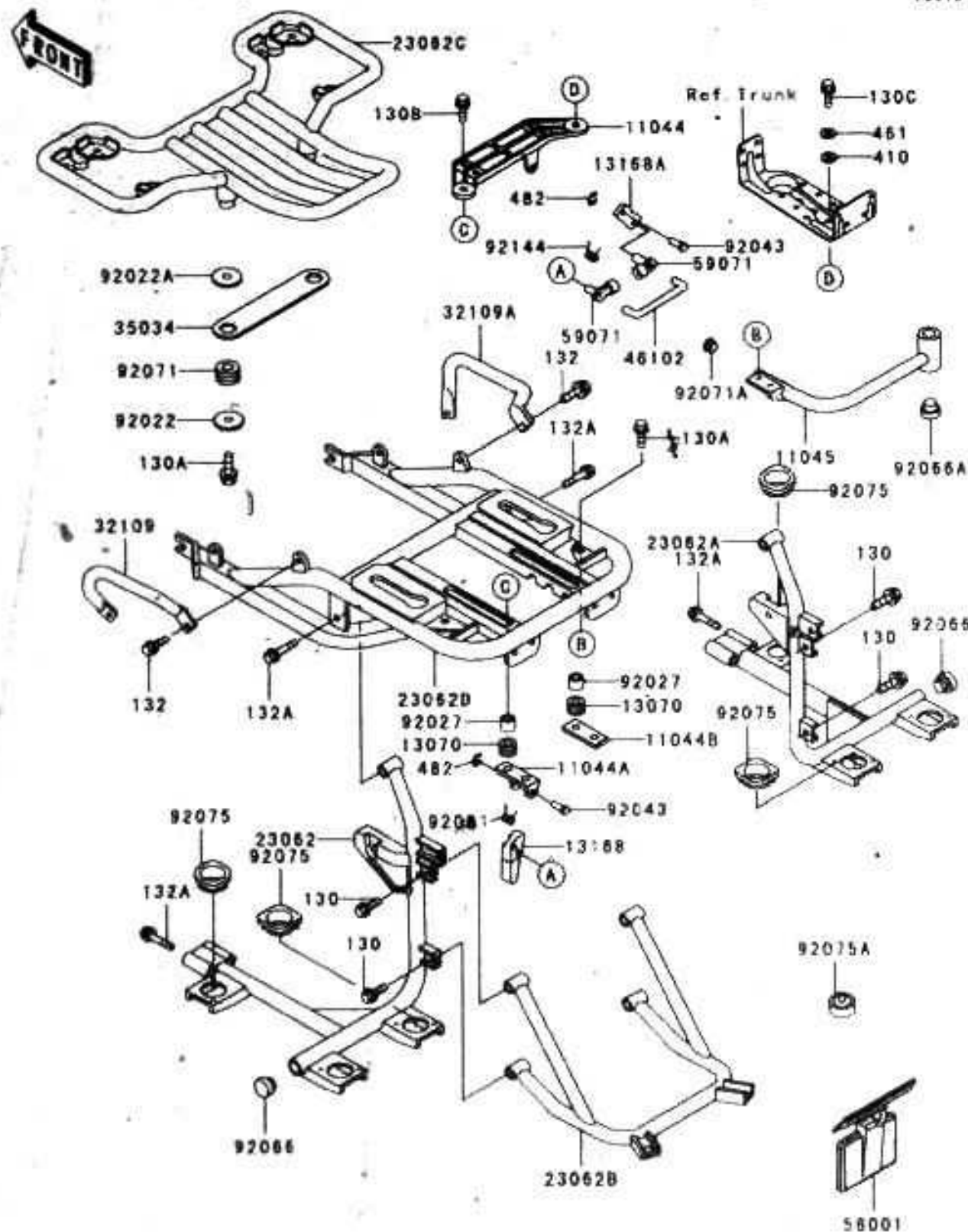
This grid covers:
 Cowling Lower(2/2)

Kawasaki Motors Corp. U.S.A.



Ref. No.	Part No.	Description	Quantity-ZG1200			
			01	02		
			B15	B16		
224	224B0514	SCREW PAN WP-CROS	1	1		
235	235C0412	SCREW PAN WP-CROS	8	8		

F2810

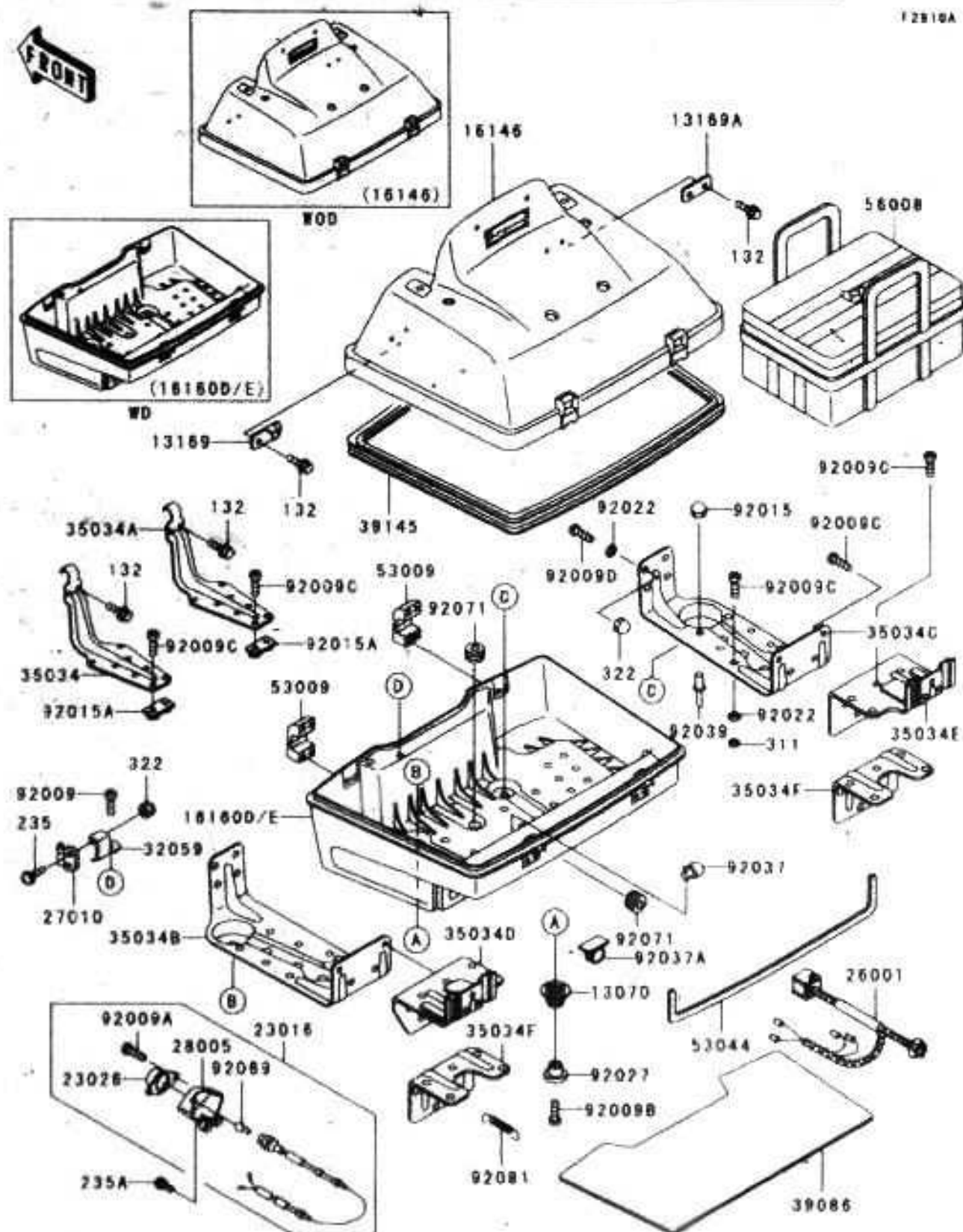


Ref. No.	Part No.	Description	Quantity-ZG1200			
			Spec Code		'01	'02
			B15	B16		
11044	11044-1637	BRACKET,TRUNK			1	1
11044A	11044-1678	BRACKET,TRUNK,LH			1	1
11044B	11044-1677	BRACKET,TRUNK,RH			1	1
11045	11045-1920	BRACKET,ANTENNA			1	1
13070	13070-1151	GUIDE			4	4
13168	13168-1307	LEVER			1	1
13168A	13168-1329	LEVER			1	1
23062	23062-1060	BRACKET-COMP,LH			1	1
23062A	23062-1061	BRACKET-COMP,RH			1	1
23062B	23062-1062	BRACKET-COMP,TAIL			1	1
23062C	23062-1073	BRACKET-COMP,REAR SPEAKER			1	1
23062D	23062-1074	BRACKET-COMP,CNT			1	1
32109	32109-1137	GRIP-FRAME,LH			1	1
32109A	32109-1138	GRIP-FRAME,RH			1	1
35034	35034-1220	REINFORCE,TRUNK COVER			1	1
46102	46102-1182	ROD			1	1
56001	56001-1268	MIRROR-ASSY,VANITY			1	1
59071	59071-1103	JOINT			2	2
92022	92022-1248	WASHER,6.5X26X1 BLACK			4	4
92022A	92022-1638	WASHER,CAP TYPE			4	4
92027	92027-1983	COLLAR,6.8X10X9.5			4	4
92043	92043-1308	PIN,6X28			2	2
92066	92066-1220	PLUG			4	4
92066A	92066-1287	PLUG			1	1
92071	92071-1131	GROMMET			4	4
92071A	92071-1156	GROMMET			1	1
92075	92075-1840	DAMPER			6	6
92075A	92075-1844	DAMPER,MIRROR STOPPER			1	1
92081	92081-1967	SPRING RETURN			1	1
92144	92144-1045	SPRING			1	1
130	130B0614	BOLT,FLANGED			4	4
130A	130C0610	BOLT,FLANGED,6X10 BLACK			6	6
130B	130C0620	BOLT,FLANGED,6X20			4	4
130C	130J0820	BOLT,FLANGED,6X20			2	2
132	132E0816	BOLT,FLANGED-SMALL,6X16			4	4
132A	132E0655	BOLT,FLANGED-SMALL,6X55			6	6
410	410F0800	WASHER,PLAIN-SMALL,8MM BLACK			2	2
461	461K0800	WASHER,SPRING,8MM BLACK			2	2
482	482L4000	CIRCLIP,TYPE-E,4MM			2	2

This catalog covers:
 '01~'02 ZG1200-B15/B16 Chassis

This grid covers:
 Accessory(1/2)(Trunk)

Kawasaki Motors Corp. U.S.A.

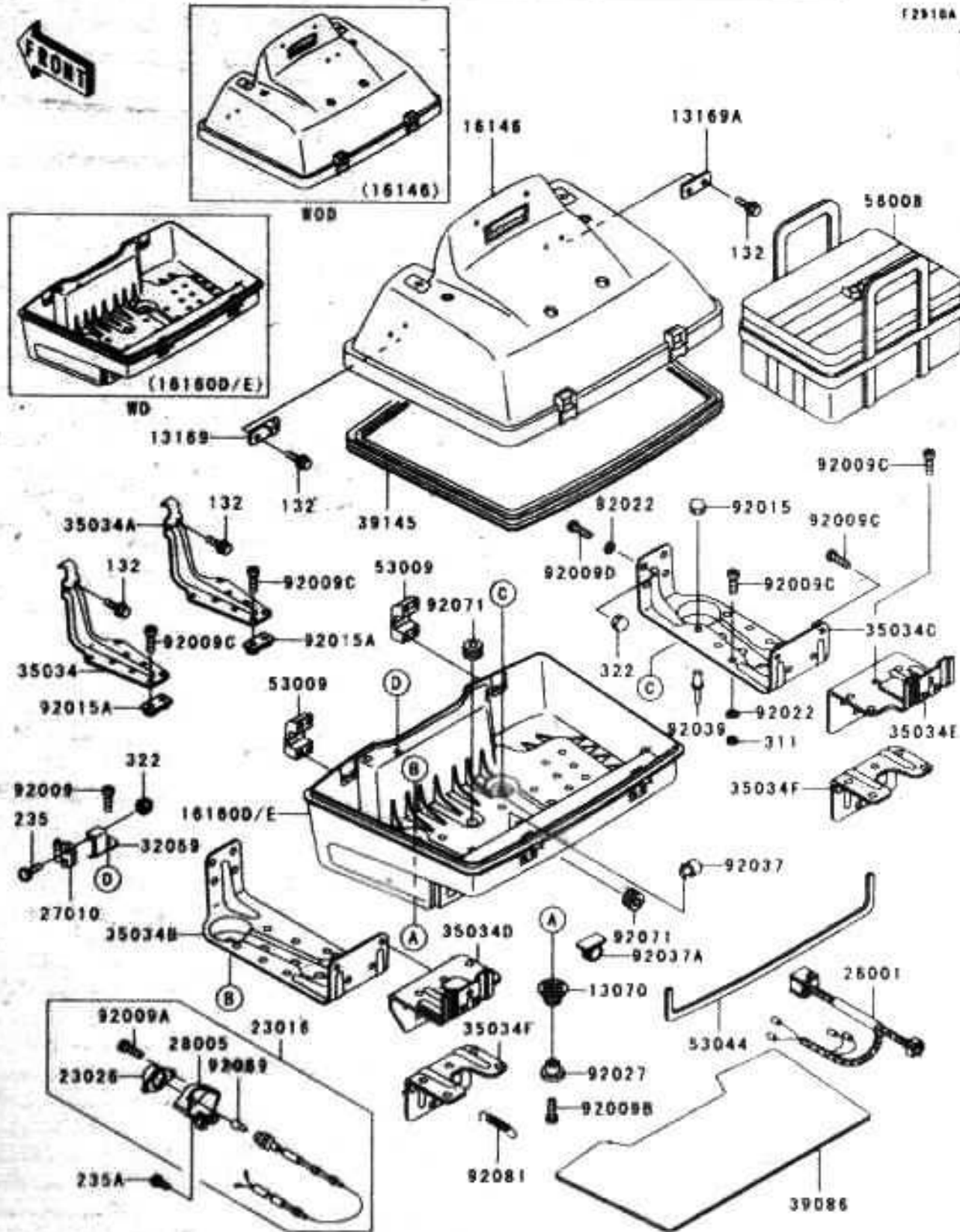


Ref. No.	Part No.	Description	Spec Code	Quantity-ZG1200			
				'01	'02	B15	B16
13070	13070-1149	GUIDE		2	2		
13169	13169-1635	PLATE HINGE LH		1	1		
13169A	13169-1636	PLATE HINGE RH		1	1		
16146	16146-1085-P5	COVER-ASSY TRUNK L V RED		1	1		
16160D	16160-5034-SI	BODY TRUNK RED/BEIGE		3			
16160E	16160-5037-216	BODY TRUNK RED/SILVER			1		
23016	23016-1066	LAMP ASSY TRUNK ROOM		1	1		
23026	23026-1054	LENS LAMP		1	1		
26001	26001-1758	HARNESS TRUNK		1	1		
27010	27010-1185	SWITCH BRAKE/SIDE STAND		1	1		
28005	28005-1054	BODY LAMP TRUNK ROOM		1	1		
32059	32059-1067	BRACKET SWITCH		1	1		
35034	35034-1213	REINFORCE HINGE LH		1	1		
35034A	35034-1214	REINFORCE HINGE RH		1	1		
35034B	35034-1215	REINFORCE BAG LH		1	1		
35034C	35034-1216	REINFORCE BAG RH		1	1		
35034D	35034-1217	REINFORCE TAIL LH		1	1		
35034E	35034-1218	REINFORCE TAIL RH		1	1		
35034F	35034-1219	REINFORCE TAIL LWR		2	2		
39086	39086-1051	PAD STORAGE TRUNK		1	1		
39145	39145-1087	TRIM SEAL TRUNK		1	1		
53009	53009-1071	HINGE TRUNK		2	2		
53044	53044-1142	TRIM TAIL LAMP		1	1		
56008	56008-1060	BAG INNER		1	1		
92009	92009-1332	SCREW TAPPING 5X10		1	1		
92009A	92009-1381	SCREW TAPPING 4X12		2	2		
92009B	92009-1400	SCREW 6X28 BLACK		2	2		
92009C	92009-1448	SCREW 4X12		45	46		
92009D	92009-1489	SCREW 4X10		8	8		
92015	92015-1262	NUT LOCK 6MM		2	2		
92015A	92015-1620	NUT PLATE 4MM		6	6		
92022	92022-1830	WASHER 4 3X12X0.8		24	24		

This catalog covers:
 '01~'02 ZG1200-B15/B16 Chassis

Kawasaki Motors Corp., U.S.A.

This grid covers:
 Accessory(2/2)(Trunk)

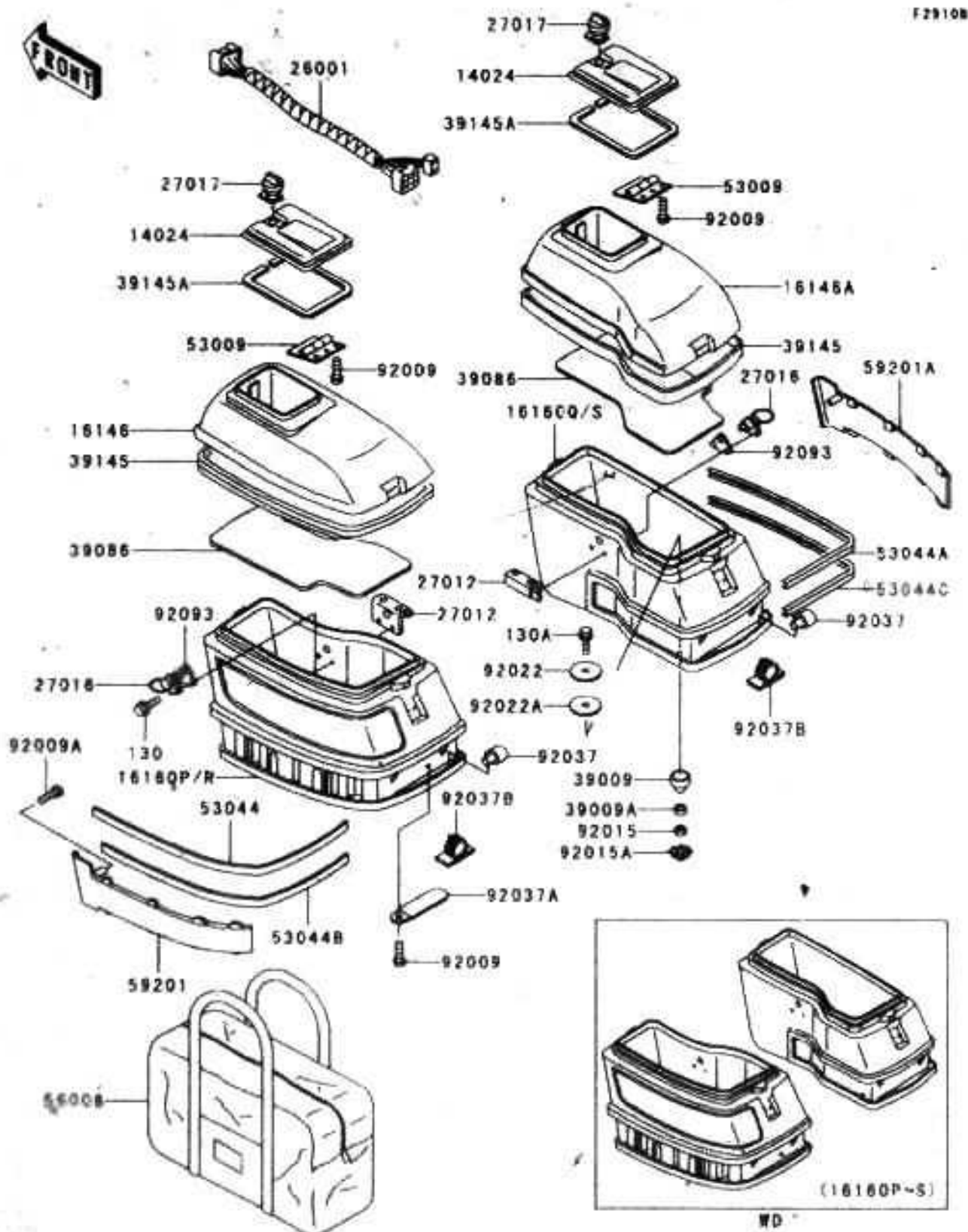


Ref. No.	Part No.	Description	Spec Code	Quantity-ZG1200			
				'01	'02		
				B15	B16		
92027	92027-195	COLLAR L=21	2	2			
92037	92037-1290	CLAMP SPEED L=43	2	2			
92037A	92037-1793	CLAMP HARNESS	1	1			
92039	92039-1150	RIVET	6	6			
92069	92069-1066	BULB 12V 3CP	1	1			
92071	92071-1136	GROMMET	2	2			
92081	92081-1954	SPRING HARNESS GUIDE	1	1			
132	132J0512	BOLT FLANGED-SMALL 5X12	8	8			
235	235C0414	SCREW PAN-WP-CROS	1	1			
235A	235C0430	SCREW PAN-WP-CROS	2	2			
311	311C0400	NUT HEX	12	12			
322	322C0400	NUT CAP4MM	9	9			

This catalog covers:
 '01~'02 ZG1200-B15/B16 Chassis

Kawasaki Motors Corp. U.S.A.

This grid covers:
 Accessory(1/2)(Side Bag)



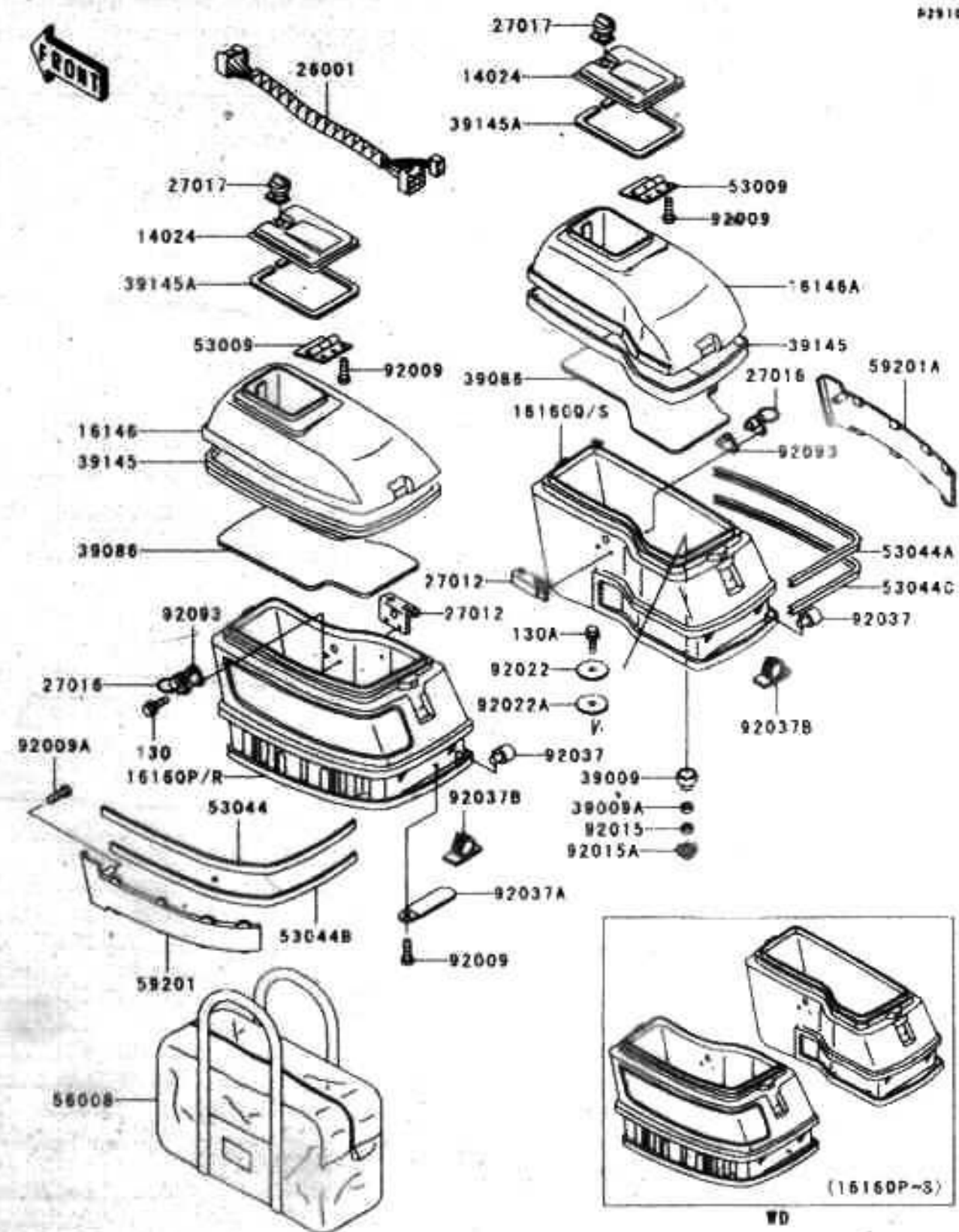
F29108

Ref. No.	Part No.	Description	Spec Code	Quantity-ZG1200			
				'01		'02	
				B15	B16		
14024	14024-1178	COVER, SIDE BAG		2	2		
16146	16146-1063-P5	COVER-ASSY, SIDE BAG, LH, L V RED		1	1		
16146A	16146-1064-P5	COVER-ASSY, SIDE BAG, RH, L V RED		1	1		
16160P	16160-5035-SI	BODY, SIDE BAG, LH, RED/BEIGE		1			
16160Q	16160-5036-SI	BODY, SIDE BAG, RH, RED/BEIGE		1			
16160R	16160-5038-216	BODY, SIDE BAG, LH, RED/SILVER				1	
16160S	16160-5039-216	BODY, SIDE BAG, RH, RED/SILVER				1	
26001	26001-1757	HARNES, SIDE BAG		2	2		
27012	27012-1339	HOO, SIDE BAG		2	2		
27016	27016-1054	LOCK-ASSY, BAG		2	2		
27017	27017-1128	LOCK, BAG		2	2		
39009	39009-1051	BLOCK-MOUNT, BAG		4	4		
39009A	39009-1052	BLOCK-MOUNT, BAG		4	4		
39086	39086-1052	PAD, STORAGE BAG		2	2		
39145	39145-1068	TRIM-SEAL, SIDE BAG		2	2		
39145A	39145-1071	TRIM-SEAL, SIDE BAG		2	2		
53009	53009-1062	HINGE, SIDE BAG		2	2		
53044	53044-1143	TRIM, SIDE BAG, UPP, LH		1	1		
53044A	53044-1144	TRIM, SIDE BAG, UPP, RH		1	1		
53044B	53044-1145	TRIM, SIDE BAG, LWR, LH		1	1		
53044C	53044-1146	TRIM, SIDE BAG, LWR, RH		1	1		
56008	56008-1055	BAG		2	2		
59201	59201-1051	BUMPER, LH		1	1		
59201A	59201-1052	BUMPER, RH		1	1		

This catalog covers:
'01~'02 ZG1200-B15/B16 Chassis

This grid covers:
Accessory(2/2)(Side Bag)

Kawasaki Motors Corp., U.S.A.



#29188

Ref. No.	Part No.	Description	Spec Code	Quantity-ZG1200			
				'01	'02		
				B15	B16		
92009	92009-1040	SCREW TAPPING 4X10	14	14			
92009A	92009-1429	SCREW TAPPING 4X14	2	2			
92015	92015-1191	NUT LOCK 6MM BLACK	4	4			
92015A	92015-1628	NUT BLOCK MOUNT 24MM	4	4			
92022	92022-1392	WASHER 7X28X1.6 BLACK	4	4			
92022A	92022-1813	WASHER 5X28X1	4	4			
92037	92037-1290	CLAMP SPEED L=43	2	2			
92037A	92037-1726	CLAMP HARNESS	4	4			
92037B	92037-1793	CLAMP HARNESS	2	2			
92093	92093-1209	SEAL LOCK	2	2			
130	130C0616	BOLT-FLANGED 6X16	4	4			
130A	130C0630	BOLT-FLANGED	4	4			



ZN1300 AND ZG1200 MODELS

VOYAGER AND VOYAGER XII
AUDIO REPAIR SERVICE



MC 99-03

May 21, 1999

© 1999, Kawasaki Motors Corp., U.S.A.

Page 1 of 2

SERVICE INFORMATION

Subject

The Clarion factory has a repair service for certain Kawasaki/Clarion audio components for the ZN1300 and ZG1200 model Voyagers that are beyond the 12-month warranty. Regarding the ZN1300, it is possible in some instances, that parts may not be available for certain repairs. For "in warranty" repairs, see the Warranty Policies and Procedures Manual. Also, refer to the Audio System Warranty Policy, P/N 99069-0666-01.

To make an inquiry to Clarion, Clarion requires the dealer to provide the Clarion component model and serial number.

NOTE:

- o A component's model number may be found on the white label on the back or side of the component.

After Clarion receives the component for repair, they will send a confirmation notice to the dealer that they have received the component. The confirmation notice contains a Clarion Reference Number to be used when communicating with

Clarion in regards to the status of a specific component repair.

Dealer Action

Test the audio or CB system to determine which component is at fault.

Only the components shown here are eligible for Clarion Factory Service Repair. All other components must be replaced.

ZG1200:VOYAGER XII

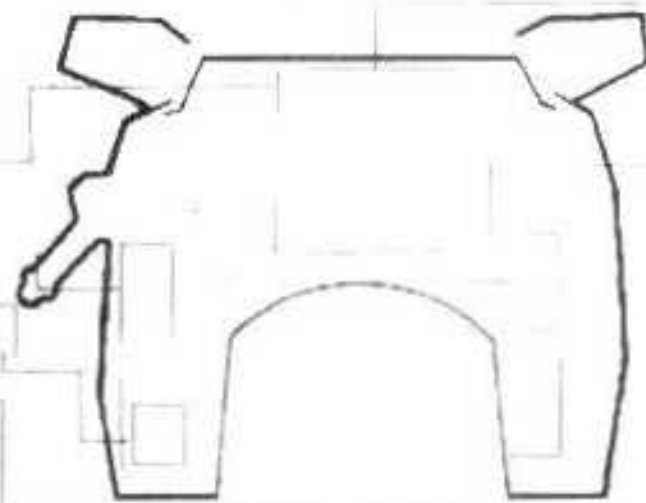
Model	Component	Repair Price*
EK-388V	Power Amp	\$75.00
JC-212K51	CB Transceiver	\$70.00
PK-9090V	AM/FM Electronic Tuned Radio (ETR) and Cassette Unit	\$70.00

*Prices subject to change without notice.

ZN1300:VOYAGER

Model	Component	Repair Price*
PK-8015V	Cassette Deck	\$70.00
E-822V	Power Amplifier	\$75.00
PK-6005V	Radio Tuner	\$70.00
EK-381V	Control Mixer	\$65.00
RKA-121	Radio Controller	\$65.00
JC-210E	CB Transceiver	\$70.00

*Prices subject to change without notice.



Repair Procedure

1. Prepare a letter explaining what is wrong with the component or its performance characteristics include your name, address and telephone number.
2. Attach a company check or money order for the amount of the repair price specified in this bulletin.
3. Carefully package the defective component, the letter and the check or money order for the repair charge in a suitable container. Clarion is not responsible for shipping damage.
4. Ship the package UPS or Parcel Post **INSURED** and **PREPAID** to:

Clarion Factory Service Center
ATTN: Service Department
881 W. Rodondo Beach Blvd.
Gardena, CA 90247-4901

NOTE:

- o In case of inquiry, call Clarion Factory Service Center in or out of California (800)327-8867 or (310)327-9100 ext. 4803, FAX (310)327-9377.
- 6. The component will be repaired at the current price, unless it has been misused or abused beyond economical repair (in which case the component will be returned unrepaired).
- 6. When repairs are completed, the unit will be returned insured, freight prepaid. Allow 2 to 3 weeks plus shipping time from the date you send the component to Clarion.
- 7. Price includes ground LPU, or if you prefer, for Blue Label add \$10.00 for each unit, or for Red Label (next day air) add \$25.00 for each unit.

NOTE:

- o All NDF (no defect found) units will receive preventative maintenance service, including environmental tests.
- o All units must arrive completely assembled.

Warranty Information

Repairs performed by the Clarion Factory Service Center are warranted by Clarion against defects in workmanship and those parts installed during the repair for a period of 90 days.